




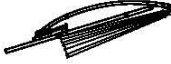



Assembly Instruction

	PARTS LIST	DESCRIPTION	QTY
A		Steel pole	1
B		Cross base	1
C		Cross base	1
D		Screw	4
E		Washer	4
F		Umbrella	1
G		Knob	2

