

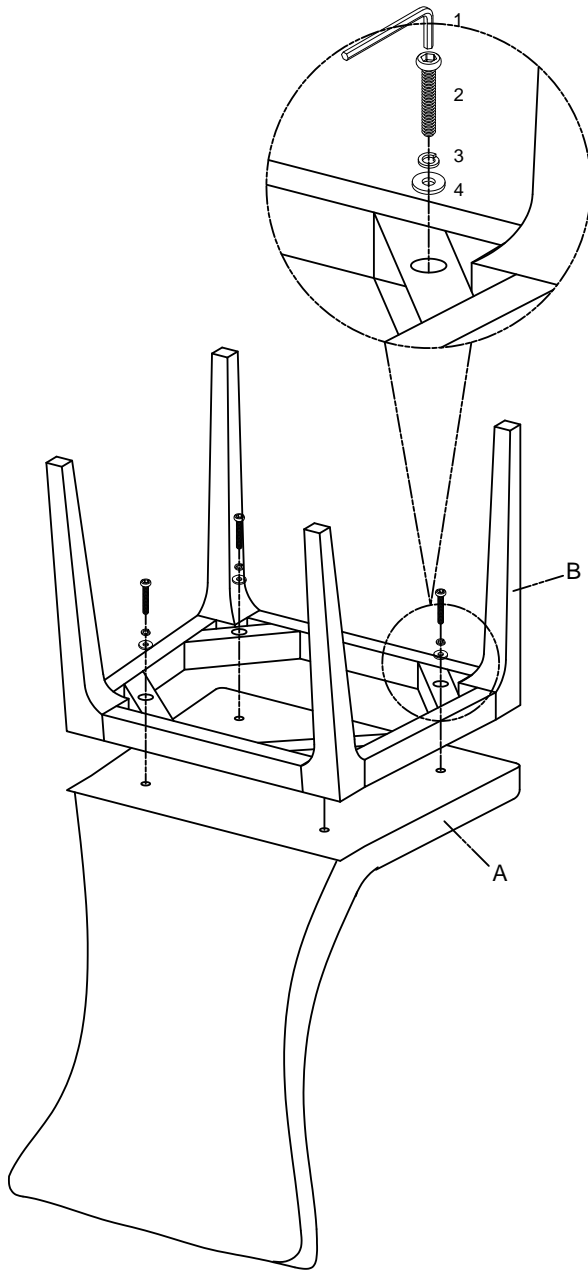
ASSEMBLY INSTRUCTION

THANK YOU FOR PURCHASING THIS QUALITY PRODUCT.



BE SURE TO CHECK ALL PACKING MATERIAL CAREFULLY FOR SMALL PARTS THAT MAY HAVE COME LOOSE INSIDE THE CARTON DURING TRANSIT.

STEP 1




Place the seat on a soft cloth, then screwed the seat on the wood frame




PART LIST

NO	DESC	SIZE (MM)	SKETCH	QTY
A	Seat	480x485x580		1 PC
B	Wood Frame	460x450x430		1 PC

HARDWARE LIST

NO	DESC	SIZE (MM)	SKETCH	QTY
1	Allen Key	4mm		1PC
2	Bolt	6x50.8mm		4PCS
3	Spring Washer	6mm		4PCS
4	Flat Washer	6x19mm		4PCS

FINISHED



MADE IN CHINA