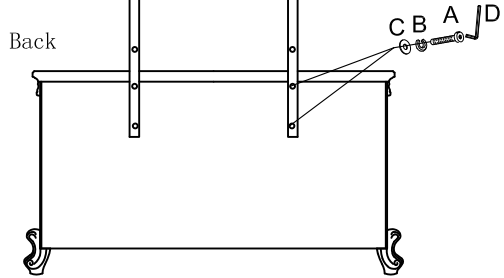
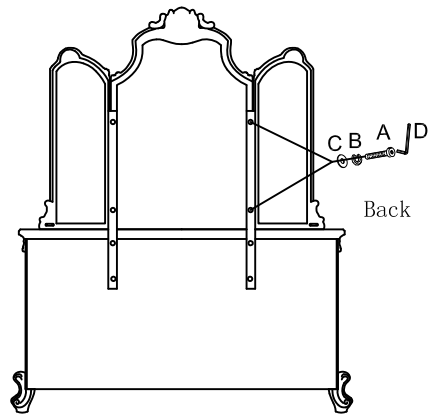


# ASSEMBLY INSTRUCTION

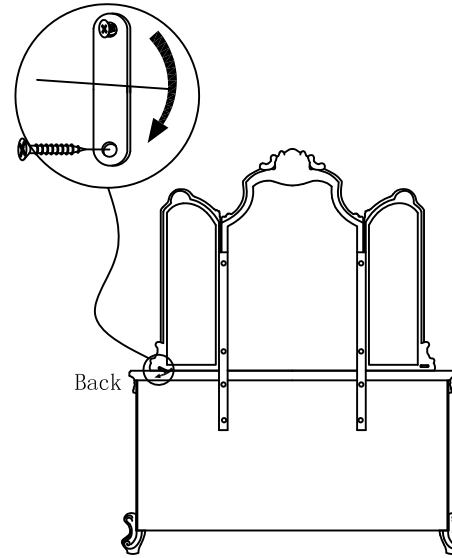
Step 1:



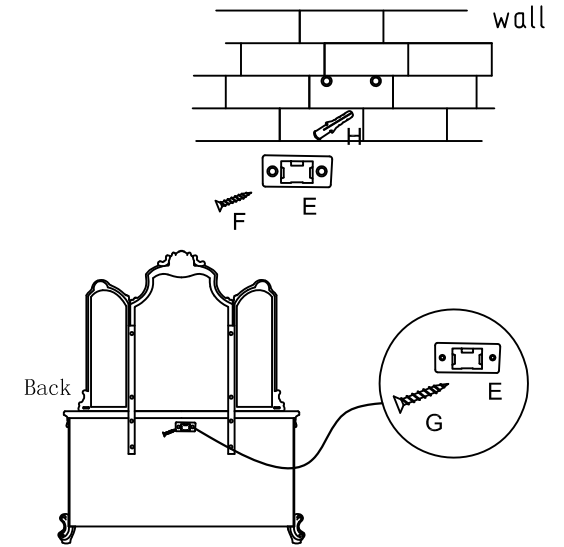
Step 2:



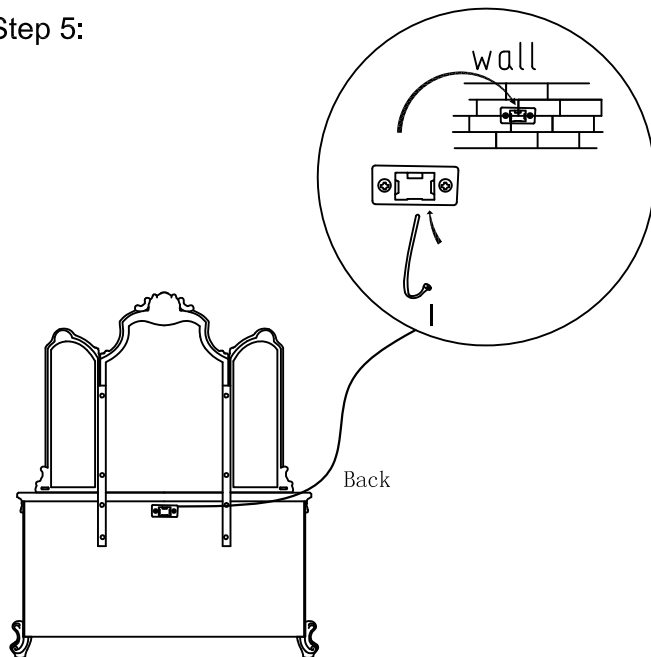
Step 3:




Step 4:












Step 5:



Finish :



## Hardware List:

No.:	Description	Drawing	Size	Q' ty
A	Bolt		Ø5/16"X1-3/4"	8
B	Lock Washer		Ø5/16"X12mm	8
C	Flat Washer		Ø5/16"X19mm	8
D	Allen Wrench		5mm	1
E	Fasten unit		44mmX20mm	2
F	Long Screw		Ø7mmX38mm	2
G	Short Screw		Ø6mmX16mm	2
H	Shrink bolt		Ø5/16"X1-1/2"	2
I	Safety belt		8mmX250mm	1