




ASSEMBLY INSTRUCTIONS

Parts required

A		Flat washer	$\Phi 8*19\text{DMM}$	8 pcs
B		Lock washer	$\Phi 8\text{MM}$	8 pcs
C		Bolt	$\Phi 8*31\text{MML}$	8 pcs

