


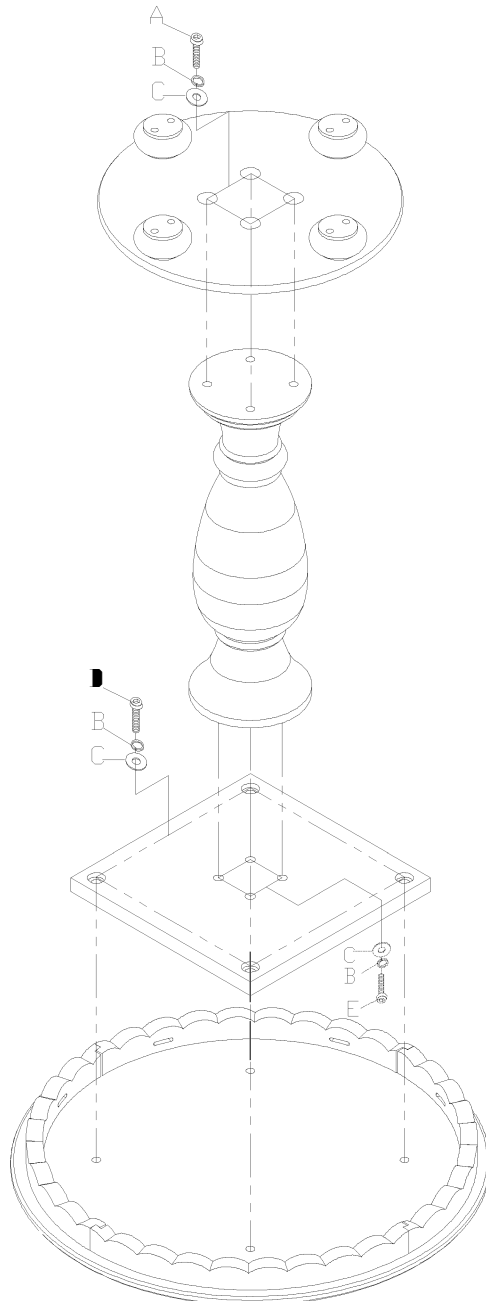
ASSEMBLY INSTRUCTION







76 - 020 ROUND ACCENT TABLE



IMPORTANT NOTES :

- . Place all wooden parts on a clean and smooth surface such as a rug or carpet to prevent the parts from being scratched.
- . Check to be sure that you have all parts and hardware.
- . Remove all wrapping materials, including staples and packing straps before you start to assemble.
- . Do not tighten all screws and bolts until completely assembled.
- . Keep all hardware out of the reach of children.



CODE	DESCRIPTION	NUM
A	 Bolt 5/16"*2-1/2"	4
B	 Lock washer 5/16"	12
C	 Flat washer 5/16"*Ø19	12
D	 Bolt 5/16"*1-1/4"	4
E	 Bolt 5/16"*1-1/2"	4
F	 Allen Key 4mm	1

MADE IN VIETNAM