






ASSEMBLY INSTRUCTION

DESCRIPTION : CHEST

Thank you for purchasing this quality product. Be sure to check all packing material carefully for small parts which may have loose inside the carton during shipment. Identify and count all parts and compare with the parts list below.

PART LIST

NO	NAME	PART	CODE	QTY
A	Platinum Chest Top			1pc
B	Platinum Chest Drawer 1 (Felt)			1pc
C	Platinum Chest Drawer 2			4pcs
D	Platinum Chest Back Panel			1pc
E	Platinum Chest Handle with Screw (L)			5pcs

