
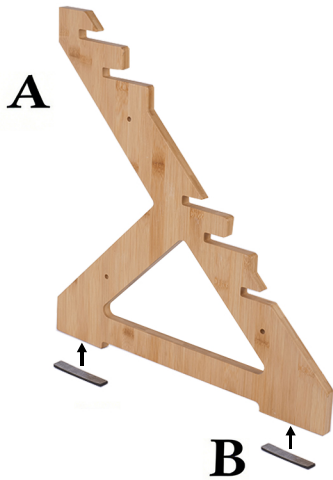


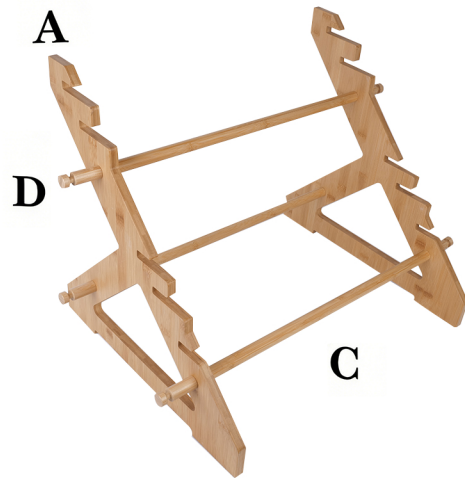
# Standing Desk Converter



**STEP 1** Stick Anti-slip Strip (B) to the bottom of Side Panel (A).



**STEP 2** Secure two Side Panels (A) and three Rods (C) using six Knobs (D).



**STEP 3** Insert the Upper Panel (E) and Lower Panel (F) into the slots on Side Panel (A) at your desired height.



**STEP 4** Assembly Completed.

(Note: Panels E and F can be inserted into any slot based on your usage needs)

