

3 TIER FOLDING CORNER SHELF



We have designed our furniture with you , the customer in mind . Our clear , easy to follow , step by step instructions will guide you through the project from start to finish . Feel confident that this will be a fun and rewarding project . The final product will be a quality piece of furniture that will go together smoothly and give years of enjoyment .

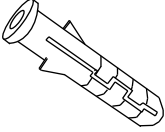
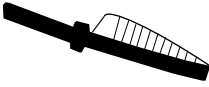



Please do not return to the store

Broken or missing parts?

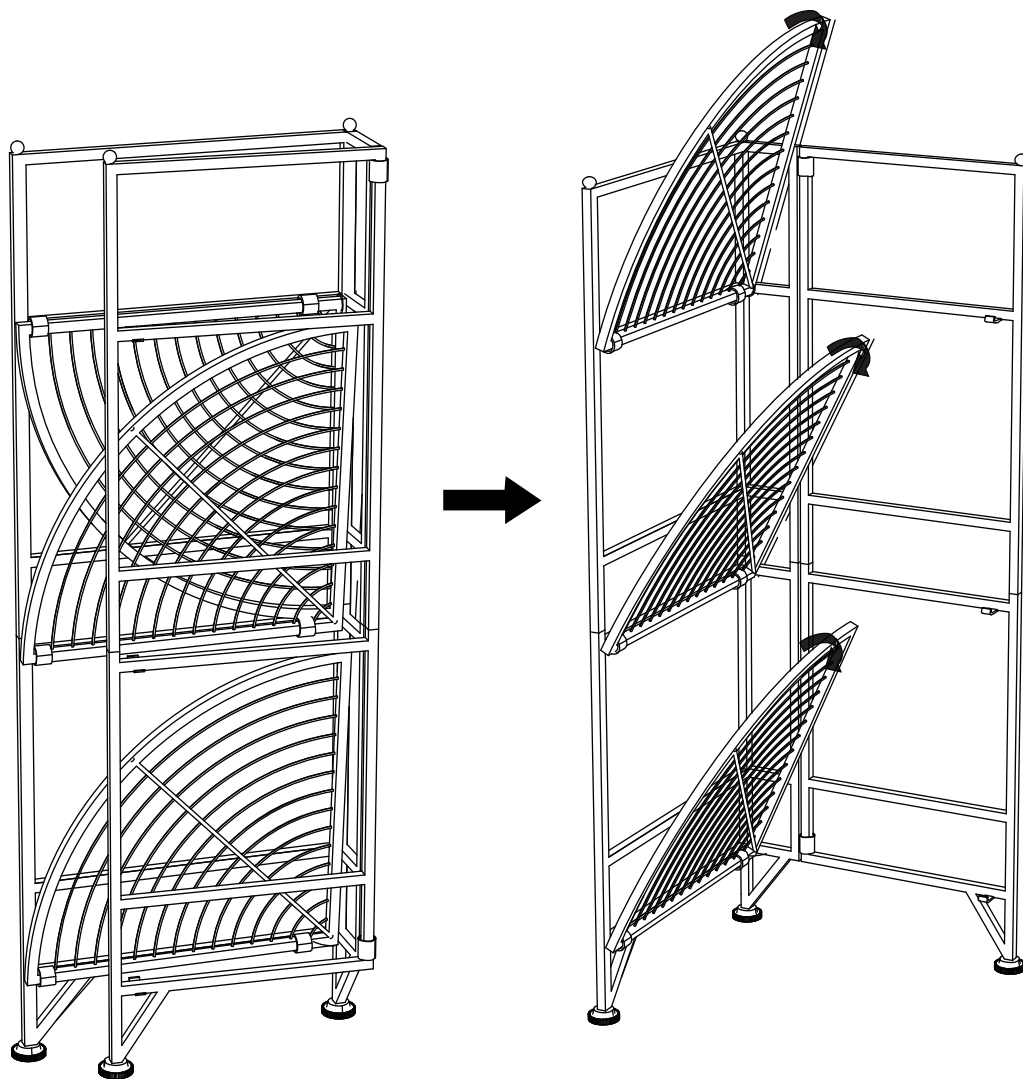
Need help with assembly?

Hardware List

A 	B 	C 
Anchor (2pcs)	Cabletie (2pcs)	Eyelet screw (2pcs)

Step 1

1. Position frame upright and open as shown.



Step 2

1. Drill holes slightly smaller than anchors (A) into drywall and gently tap anchors into holes.
2. Insert eyelet screws (C) into anchors and fasten unit to wall using cable ties (B).

