


ASSEMBLY INSTRUCTIONS USER'S MANUAL 2PCS SOFA W/O ARMREST



Please keep
this instruction manual for future reference

(Made in China)

SOFA W/O ARMREST

NOTES TO CUSTOMERS:

- Please check that your parcel contains all the parts listed below.
- Please keep all the packaging for the product until you are satisfied with your purchase as we cannot accept any returned item not in the original packaging.
- For the protection of your furniture we recommend that the product is placed on a protected surface during assembly to prevent any damage.
- Please ensure that you read the instructions before assembling the product.
- Please do not force or over tighten the nuts. If a nut becomes stuck, unscrew it and start again.
- Ensure you have plenty of space to assemble the item in, it is also recommended that you assemble the item close to where it will be kept.
- Please ensure that you have sufficient space and people to assemble the item.

If you are satisfied with our products, please leave a review on the website where you made your purchase. We are really grateful for your support.



SOFA W/O ARMREST ASSEMBLY STEPS



The parts and hardwares below have been included for assembly




(D)x1 PCS



(E)x1 PCS



(G)x1 PCS




M6x35 8PCS

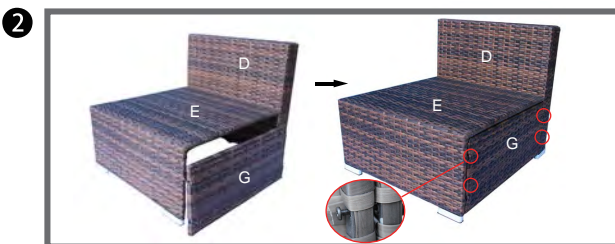


(L)x1 Wrench

ASSEMBLY STEPS




Step 1: Match the four(4) holes of parts E and D. Insert the screws and twist by L. Do not fully tighten all screws until assembly is complete.



Step 2: Match the two(2) holes of parts G and D, then insert the screws and twist by L. Match the two(2) holes of parts G and E. Insert and tighten all the screws.


Screws Assembly Steps



match the two different holes



insert screws



tighten the screws by included wrench



Important: Do not fully tighten all screws until assembly is complete.

CARE AND MAINTENANCE

- This set has been tested for a maximum load of 300 lbs static weight only.
- Please ensure that all components are fitted correctly before use of the product.
- Under no circumstances should you abruptly sit or jump on the product.
- Do not stand or kneel on the product.
- Please check the assembly works before you sit on the product.
- Make sure all the screws and bolts are tightened properly.
- Periodically check all fixings to ensure they remain secure.
- Prolonged exposure to the elements will inevitably lead to weathering – store away indoors throughout winter to preserve appearance.
- Do not leave the furniture out in excessively windy conditions as the furniture is light and may blow away.
- Clean using a mild detergent – do not use abrasive cleaners