


48" SINGLE VANITY


Assembly Instructions



Every thing we make is incredibly simple to set up, including your new vanity. You won't need any additional tools.


Parts List

A x 1
MAIN BODY



1

Adjust the levelers on the bottom of the feet as needed to make the Vanity Body (A) level.



To remove the drawer, detach the male slide from the female slide by pressing up on the tabs and pulling the drawer forward. To reattach the drawer, align the male slide with the female slide and push the drawer in gently.

