

ASSEMBLY INSTRUCTION

1 PCS



①

4 PCS



②

1 PCS



③

1 PCS



④

1 PCS



⑤

4 PCS - 30mm



(A)

10 PCS - 20mm



(B)

2 PCS - 16mm



(C)

4 PCS



(D)

2 PCS



(E)

1 PCS

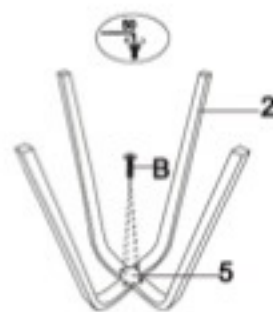


(F)

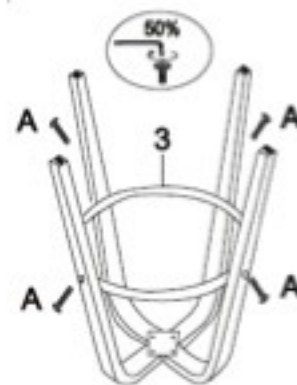
1 PCS



(G)



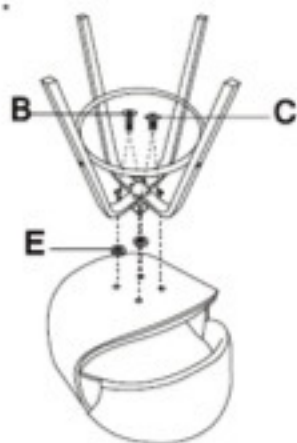
1



2



3



4



5



6