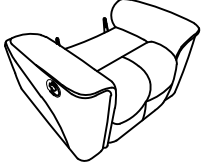



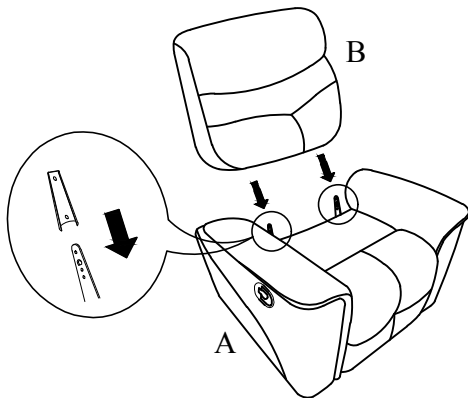


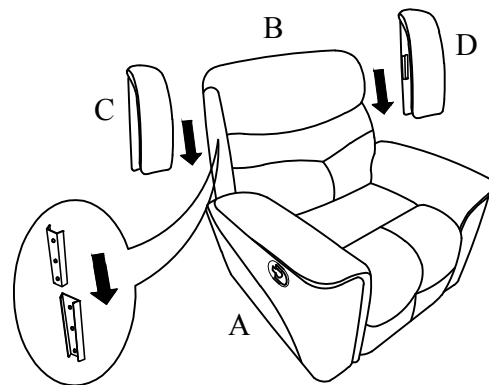
ASSEMBLY INSTRUCTION FOR ACME 55032 & 55037 RECLINER

PARTS LIST:				PARTS LIST:			
No.	Description	Sketch	Qty	No.	Description	Sketch	Qty
A	Seat		1 PC	C	Left Ear		1 PC
B	Back		1 PC	D	Right Ear		1 PC

Step 1: Attach Back (B) to the Seat (A)



Step 2: Attach the Left Ear (C) and Right Ear (D) to Back (B)



Step 3: Open the footrest by pull out the handle

