



Installation 140-3

To avoid scratches and swallowing parts, please do not install by children!

Hardware List		Hardware List	
	Seat		Backrest
	Sofa cover		Seat cushion
	Back cushion		Pillow
	Legs		Buckle
	8x20mm screw		


1




2 Put on the sofa cover. Be careful to loosen all the zippers first.
The mesh goes on the bottom of the couch.
Suggestion: you'd better not remove the protective strip before finish putting the cover on.



3 Secure the legs of the sofa.



4 Note that the direction of cushion placement is distinguished by the direction of Velcro, please follow the picture demonstration operation.



5 Apply the connection buckles to connect the seats together(or not, it's totally up to users).

