

HALLOWEEN FIGURINE ASSEMBLY INSTRUCTIONS

The model number of your item is printed on the side of your carton.
Always use this number to identify your item.

Thank you for your purchase of this quality Halloween decor. With proper use and care, your Halloween decor will provide you with years of enjoyment. Please follow the instructions on how to assemble and disassemble your item. If you should have any problems with your item, or you have any questions, **DO NOT** return it to the place of purchase.



Please call and a customer service representative will assist you. Enjoy your Holiday!

Your Halloween Figurine may also include a loop located near the figurine's head for an optional hanging display. If you choose to hang your figurine, the base assembly is no longer necessary.

1. Form the base by inserting the foot into the base connector and pushing them together (see figure A-B) and repeat for all 4 legs. (Figure C)
2. Form the stand by connecting the metal tubes to form an extension (Figure D) then insert the tube into the base connector. (Figure E)
3. Insert the top of the stand into your figurine. The connection spot is hidden underneath your figurine's clothes located near the battery pack.
4. U-Shape Stakes Included (Figure F) 4 U-Shape stakes are provided to further secure the base of the stand into the ground. Place 1 U-Shape stake over each foot and press into the ground to secure the feet.

Optional DIY Stand Support to increase the stability of the base on an indoor or concrete surface, follow the below steps:

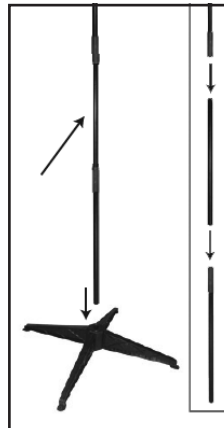
- Take a full water bottle (16.9oz) and tie a string around the center of the water bottle.
- Tie the other end of the string to one foot of the base. Adjust as needed. This will help stabilize the stand from potentially falling forward.




STEP 1
(Figure A & B)



STEP 2
(Figure C)



STEP 3
(Figure D & E)



STEP 4
(Figure F)

IMPORTANT SAFETY INSTRUCTIONS

TROUBLESHOOTING AND FAQ

Q: My figurine is not turning on:

A: Check the battery pack connection. Ensure all batteries are attached and battery pack cover is secure. Check to make sure the power switch is turned on.

Q: My figurine is not lighting up as it should:

A: Once secured, please check the battery back and on/off switch to make sure both are on/attached.

Q: Where is the battery pack located on my figurine?

A: Please check the back of the figurine underneath the clothing. The battery pack may be covered by a small fabric covering; it is ok to cut this small fabric covering to gain access to the battery pack. The battery pack may also be located near the chest or neck of the figurine.



WARNING:

1. This product is for indoor or covered outdoor use only. Do not place in direct sunlight.
2. This product is for decoration only and is not a toy. Please use caution with children under the age of 8.
3. Do not position the decoration near candles, sources of heat, or in direct sunlight.
4. The decoration cannot be connected to the power supply directly.
5. Decoration should be on a level, stable surface to prevent it from falling over.
6. This product is fragile and should be assembled with care.
7. Please follow the steps and requirements specified in the instruction to ensure safety and reliability during the installation.

Storage tips: We suggest saving the carton for storing your figurine. Store in a cool, dry area where the temperature does not exceed 100°F.

1-YEAR LIMITED WARRANTY

"Limited" Warranty Program

For a period of one (1) year after purchase, ("Manufacturer") will either repair or replace defective components in accordance with this Limited Warranty.

Sales and use taxes, plus shipping and handling charges are the responsibility of the consumer.

This warranty is between Manufacturer and the original purchaser and is valid only when accompanied by the original purchaser's sales receipt showing original date of purchase and location of purchase. Replacements under this warranty revert back to the date of original purchase for future warranty.

Manufacturer or its authorized dealer can accept or reject warranty claims based on its findings. This warranty applies in normal residential use only, where an issue with the product is due to a defect in material or workmanship. Manufacturer can make substitutions as required of materials, components, and sub-components of comparable value and utility. This warranty is limited to product repair or replacement (to be determined solely by Manufacturer). Warranty return is limited to only the single affected component.

This warranty covers only manufacturing defects and does not cover normal wear and tear, abuse or misuse, including: water damage, chemical damage, exposure to extreme heat or cold, abrasion or excessive weight. This product is intended to be used with standard ornaments only. This warranty is invalid if the product is not used for intended purpose. Manufacturer disclaims liability for any aspect of installation and any inconvenience caused by a defective part or component.

Certain items are not covered by this warranty. These include, but are not limited to the following:

1. Components subjected to abuse, including abuse intended to simulate failure.
2. Damages caused by retailer, shipper or installation crew (such as scratches, dents, tears, etc.).
3. Any part which merely exhibits normal wear yet functions essentially as new, including stretching of materials and stitching.
4. Tears, punctures, scratches or any damage caused by improper installation or use.
5. Items sold "as is" or floor models.

To make a claim, send a copy of the original sales receipt along with a brief description of the problem to the email address below. Please include your email address and daytime telephone or cell phone #. All items maybe charged actual freight and handling costs. Repairs or replacement will be made at the Manufacturer's option.

THIS IS THE ENTIRE EXCLUSIVE EXPRESS LIMITED LIABILITY. THE MANUFACTURER NEITHER MAKES NOR IS RESPONSIBLE FOR ANY OTHER WARRANTIES, EITHER EXPRESS OR IMPLIED, INCLUDING THOSE OF RETAILING DEALERS. THIS EXCLUSIVE REMEDY IS LIMITED TO RECEIPT OF A CREDIT IN CONNECTION WITH THE REPAIR OR REPLACEMENT OF ANY PRODUCT OR COMPONENT DEEMED TO BE DEFECTIVE UNDER THE TERMS AND CONDITIONS AS STATED IN THIS WARRANTY. NEITHER THE PRODUCT MANUFACTURER NOR ITS AGENTS SHALL BE LIABLE IN ANY CASE FOR INCIDENTAL, INDIRECT, SPECIAL OR CONSEQUENTIAL DAMAGES RESULTING FROM THE USE OF THIS PRODUCT OR ARISING OUT OF ANY BREACH OF THIS WARRANTY OR NEGLIGENCE EVEN IF IT HAS BEEN ADVISED OF THE POSSIBILITY OF SUCH DAMAGES. EXCEPT AS OTHERWISE MAY BE REQUIRED BY LAW, THERE ARE NO OTHER EXPRESS OR IMPLIED WARRANTIES OTHER THAN THE WARRANTY DESCRIBED HEREIN, AND ALL OTHER WARRANTIES, INCLUDING ANY IMPLIED WARRANTY OF MERCHANTABILITY OR FITNESS FOR A PARTICULAR PURPOSE ARE EXPRESSLY DISCLAIMED.