





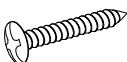


# ASSEMBLY INSTRUCTIONS

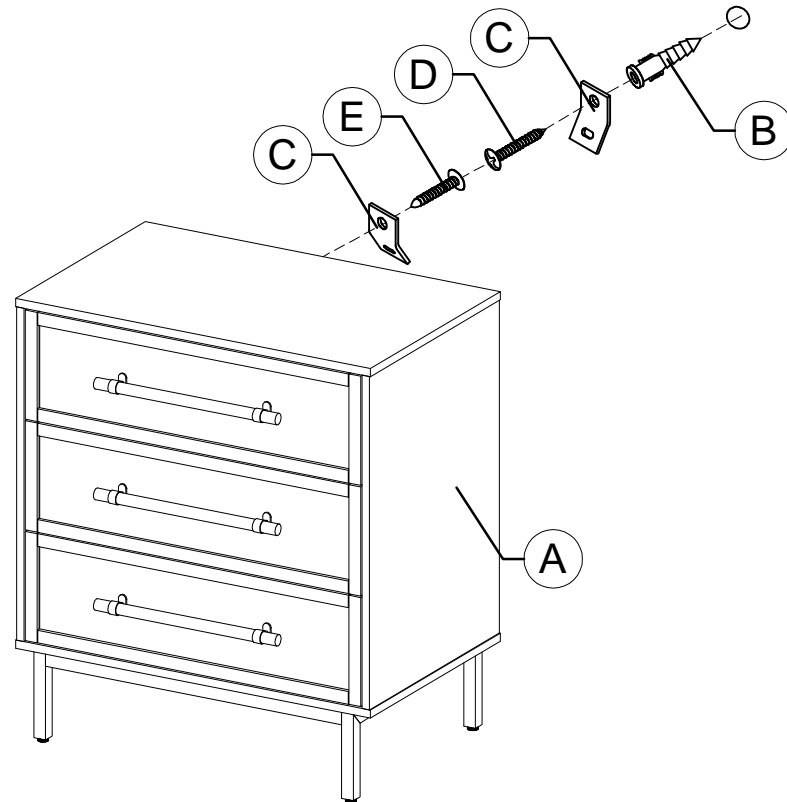
## HOPPER STUDIO

PRODUCT NAME : Sofia 3 Drawer Chest  
DIMENSIONS : 30"L x 19"W x 34"H  
ITEM NO. : 7185BK864BCY54



1. Check for damaged or missing parts . Call 1-800-696-8446 to order missing supplies.
2. Use a soft surface or the carton as a working surface to prevent damage during assembly.
3. It is recommended to have 2 adults on hand for assembly.
4. Gather all tools prior to assembly.
5. **WARNING!** When included, anti-tipping hardware **MUST** be installed for your safety.

PARTS LIST:			QTY
A	Body Assembly		1pc
HARDWARE:			QTY
B	Plastic Anchor		1pc
C	Bracket		2pcs
D	Screw 5/16" x 1"		1pc
E	Screw 5/16" x 5/8"		1pc
F	Cable		1pc



Note: The long screw included is suitable for most wall situations.

Use appropriate screw for your application. Do not overtighten the cable.

**WARNING! Anti-tipping hardware MUST be installed for your safety.**

