

WARNING

1. Install with this side **AWAY** from child, it contains small parts. It must be assembled by adults before being handed over to children. Use only with the mechanism securely engaged.
2. The range age of use of this product is 1~6 years.
3. Only used by one child who does not exceed 60 kgs.
4. A recommendation to place the activity toy on a level surface at least 2 m from any structure or obstruction such as a fence, garage, house, overhanging branches, laundry lines or electrical wires.
5. Only for domestic use.
6. Don't put the product in the direction of direct sunlight.
7. Do not let children put the toy in mouth, be careful to prevent children from swallowing the small parts of the toy, Children should use this product under adult's supervision.

MAINTENANCE PROCEDURE


Pay attention to regular inspection and maintenance of main components as follow:

- a) Check whether all bolts and nuts are fastened, and tighten them if necessary
- b) To check all coverings for bolts and sharp edges and replace when required.
- c) Drawing attention to the need of carrying out checks and maintenance of the main parts. (crossbeams, suspensions, anchors, etc.) at regular intervals.
- d) Replace the worn parts according to the manufacturer's instructions.
- e) If these checks are not carried out the activity toy could overturn or otherwise become a hazard.


SPECIAL NOTE



The instructions used in this manual are solely for the illustration of the operation method and structure of the product. When there is a marginal difference between the physical object and the figure, the actual product shall prevail. For the purpose of quality and product improvement, the company may change the structure and appearance of the product without notice. Thank you!

ACCESSORIES



INSTRUCTION





Children Slide

USER'S MANUAL



WPX-5