



150W UFO LED High Bay Light



WEN-HB08-150WSBCPD1-BH57

Note:

WEN= Company name

HB08 = Product series, LED High Bay Light

150W= Rating Power

S= Driver manufacturer

B= LED manufacturer, could be lumileds 2835

CP=cover type, could be Clear PC

D1 = Version number

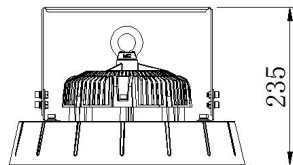
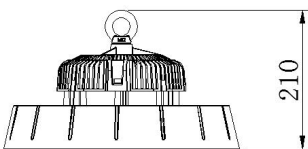
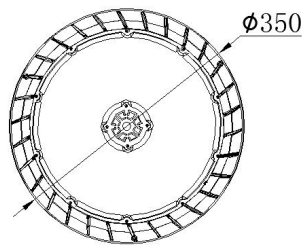
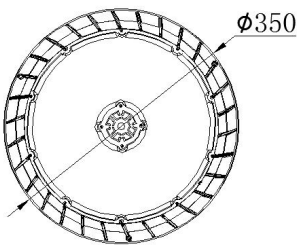
a=Stand for lamp color, Can be any two letters

b=Surge-Protective Device, Can be S or blank

c= Motion Sensor, can be M or blank,

d=CCT, 57=5700K

DIMENSIONS



ADVANTAGE

- UL, DLC certificate.
- IP65 driver, input voltage 100-277VAC.
- No UV or IR in the beam.
- Easy to install and operate.
- Energy saving, long lifespan.
- Light is soft and uniform, safe to eyes.
- Instant start.
- Green and eco-friendly without mercury.

APPLICATION

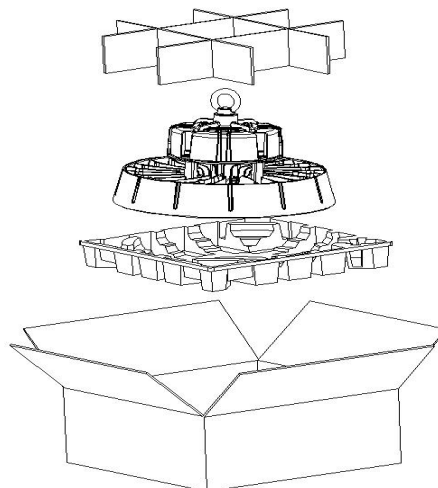
- Warehouse, factory and workshops;
- Highway toll station and gas station;
- Exhibition hall;
- Gymnasium and supermarkets, etc.

SPECIFICATIONS

OPTICAL	Input Power	150W
	Cover	PC cover
	Lumen	21000-22500LM
	Viewing Angle	110°
	Color Temperature	5700K
	CRI	>80
ELECTRICAL	Input Voltage	100-277VAC 50/60Hz
	PF	≥0.9
	THD	≤20%
	Driver Model	(1-10V dimming)
	Optional Accessory	Motion Sensor/Surge-Protective Device
MATERIALS	LED Type	SMD2835 (0.5W)
	LED QTY	400 PCS
	Housing	Aluminum Alloy
	Housing Color	Any colors
	Cover	Clear PC
	Waterproof Rating	WET(IP65)
OTHERS	Operating Temperature	-40℃ TO 50℃
	Operating Humidity	10%-90% RH
	Storage Temperature	-40℃ TO 80℃
	Storage Humidity	10%-95% RH
	Warranty Time	5 Years

PACKAGE

	Size	Qty / Carton	Lamps Net Weight	Weight/ Carton
Outer box	345x345x195 mm	1PC	2.7KG	3.5KG



LIGHT DISTRIBUTION TESTING PARAMETERS

Luminaire Property

Luminaire Manufacturer:
Voltage: 119.4 V
Power: 238.49 W

Current: 1.9894 A
Power Factor: 0.999

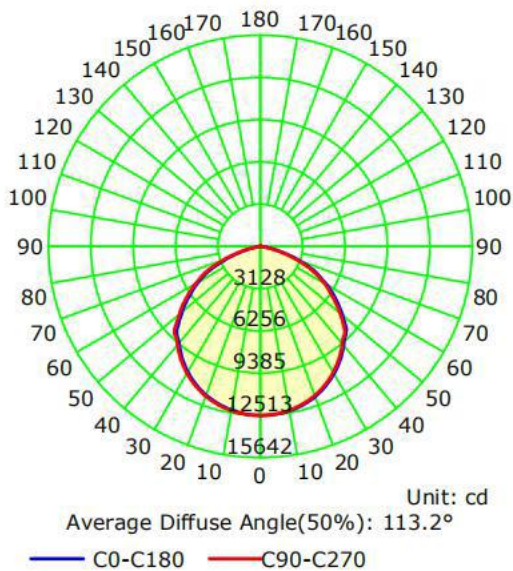
Photometric Results

CIE Class: Direct
Measurement Flux: 34986.9 lm
Downward Ratio: 100%
Horizontal Diffuse Angle(50%): H113.1
Vertical Diffuse Angle(50%): V113.2
Luminaire Efficacy Rating (LER): 146.70
Max. Intensity: 12513.67 cd
S/MH(C0/C180): 1.28

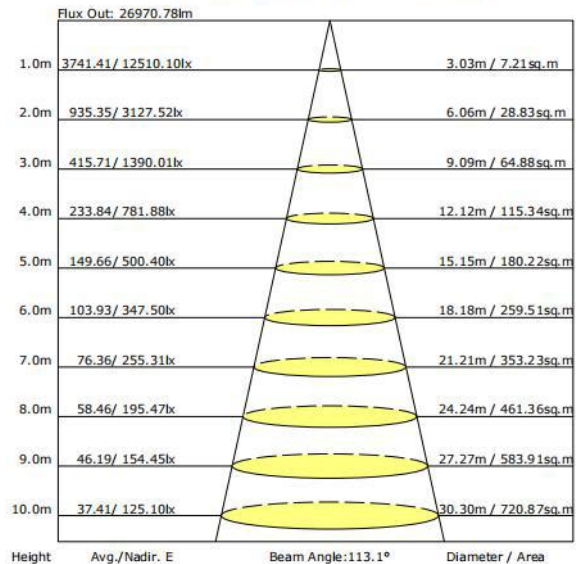
Total Rated Lamp Lumens: 34986.9 lm
Efficiency: 100%
Upward Ratio: 0%

Central Intensity: 12510.1 cd
Pos of Max. Intensity: H90 V1
S/MH(C90/C270): 1.28

Luminous Intensity Distribution Curve



The Average Illuminance Effective Figure



NOTICE FOR USER

- Please turn off power before install or change assembly parts.
- The input voltage and lamps should be matched, after connecting the power line, Please make sure the wiring section is insulated.
- No-professionals, must not install and disassemble the lamps.

TROUBLE SHOOTINGS

Troubles	Check points
Flickering of the light	Turn off the power and turn on again in 3 minutes. If same phenomena occur, then call agencies.
Out of working	Please check the connection.