










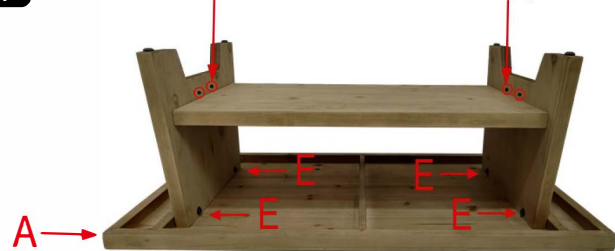


A	1PC	B	1PC	C	2PCS	D	2PCS
							Dowel Block
E	4+1PCS	F	2PCS	G	8+2PCS	H	1PC
							

①  Pay attention to the direction of the feet, the side with 2 pre-drilled holes facing inward



②  Pay attention to the direction of the feet, the side with 2 pre-drilled holes facing inward




③ Tap Dowel Block [D] gently with a rubber mallet to ensure it is secure.



④ Step 1: Attach Corner Brackets [F] to Panel Legs [C] with Screws [G] into pilot holes.

Step 2: Attach Corner Brackets [F] to Board [B] with Screws [G] by a self-tapping method. (No pilot holes)



⑤



If there is any missing, please kindly send us messages to let us know the name of missing part regarding to the first page of instructions.