



FOOTSTOOL

SAFETY & WARNINGS

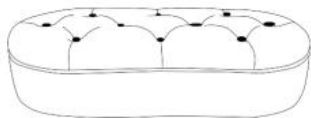
Warning

- Do not put HOT items directly on furniture surface.
- Do not clean furniture with HARSH cleansers or polish.
- Do not place furniture under DIRECT sunlight.
- Do not place furniture near heating or cooling vents.
- Do not write on furniture without a padded barrier to protect the surface.
- For indoor use only. Do not place furniture outside.
- Stains may be removed with mild soap solution and damp cloth.
- Dust and pick-up spills using a clean, non-colored, lint-free cloth.

Safety Information

- Identify all the parts and hardware.
- Do not discard of the packaging until you have checked that you have all of the parts and hardware required.
- Hardware package may have spare parts.
- Attention! This item contains small parts which can be swallowed by children and pets.
- Keep children and pets away during assembly.
- To avoid danger of suffocation, always keep plastic bags away from children and pets.
- We recommend that you assemble this unit on a carpeted floor to avoid scratches.
- We do not recommend the use of power tools for assembly as this could damage the unit. Only use manual tools.

COMPONENTS



Seat (x1)



A: Leg (x4)

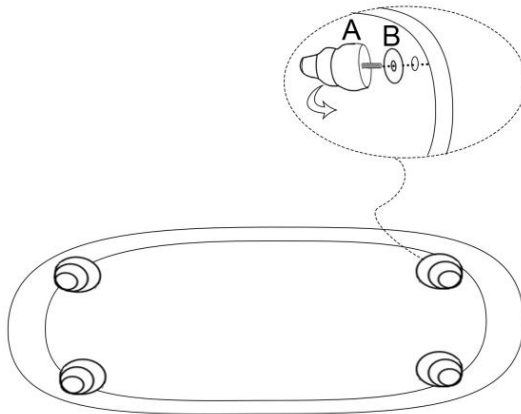


B: Washer (x4)

INSTALLATION

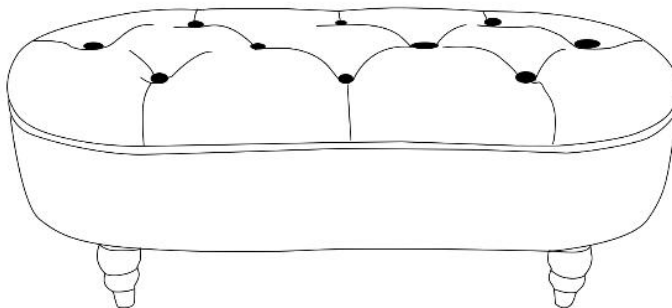
Step 1

Place the seat upside down on the floor. Insert the legs (A) through the washers (B) into the bolts on the underside of the seat. Tighten all bolts clockwise.



Step 2

Turn the footstool in its upright position.



CLEANING & CARE

- Wipe regularly with clean water and a damp, clean, soft white cloth.
- General cleaning can be done as needed with a mild detergent and water solution.
- Always rinse with clean water and dry. For heavy soiling, dampen a soft white cloth or soft bristle brush. Use care as scrubbing can damage the surface.
- More difficult stains can be treated, but this should be occasional, not daily, cleaning.
- ANY cleaning solution used must be removed with clean water and a clean white cloth. Cleaning residue left on the material can cause it to dry out and crack, or affect the color.
- DO NOT use any cleaners with corrosive ingredients (lye, acids or ammonia).