








PO	
P / N	100-SNOVO2-001
MODEL	Human Touch® Super Novo 2.0, Cream, 120 V
GROSS WEIGHT	377 LB / 171 KG
DIMENSION	77" L x 36" W x 35" H 1950 mm L x 920 mm W x 880 mm H
COLOR	CREAM 
S / N	
	

PO	
P / N	100-SNOVO2-002
MODEL	Human Touch® Super Novo 2.0, Gray, 120 V
GROSS WEIGHT	377 LB / 171 KG
DIMENSION	77" L x 36" W x 35" H 1950 mm L x 920 mm W x 880 mm H
COLOR	GRAY 
S / N	
	

PO	
P / N	100-SNOVO2-003
MODEL	Human Touch® Super Novo 2.0, Espresso, 120 V
GROSS WEIGHT	377 LB / 171 KG
DIMENSION	77" L x 36" W x 35" H 1950 mm L x 920 mm W x 880 mm H
COLOR	ESPRESSO 
S / N	
