
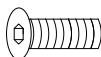









(E) (F) (F) (G)

	PARTS LIST	DESCRIPTION	QTY		PARTS LIST	DESCRIPTION	QTY
A		ARM LEFT	1	E		1/4"x30 mm BOLT	14
B		ARM RIGHT	1	F		Ø6.5x1.0 mm WASHER	28
C		SEAT FRAME	1	G		1/4" NUT	14
D		BACK FRAME	1	H		10 / 12mm HEX WRENCH	1
				I		HEX BOLT DRIVER	1