

INSTRUCTIONS MANUAL

User's Guide and Instruction Manual

ITEM #N765P324550G



WARNING

Choose an appropriate location for the fountain.

Excessive weight or pressure on any of the fountain sections may cause it to fall. Keep pets, children, or anyone from sitting, leaning, or climbing on any components of the fountain.

While fountain is designed to operate as splash free as possible, some water splashing out of the fountain is inevitable. Place the fountain in a location where any splashing will not cause damage.

Keep this manual for future reference.

Take out all the package parts from the carton, follow assembly the fountain as below steps

User's Guide

This fountain has multiple parts and may require up to some minutes to assemble. Please read through the instructions below to familiarise yourself with the parts and steps before assembly.

Step 1



Place the fountain on a level surface away from areas where it is likely to get colgged with leaves and make sure that the cable will reach the socket.


Step 2




Connect and insert the pipe into the Pump(B).



Fill the fountain with clean water carefully, showed as above. Fill the tank with clean water, the water level should not exceed the plastic tube on the fountain base, but cover the pump, between Min & Max lines. Pls cover the plastic plug then fill up water.



Plug the pump(B) in the socket showed as above. The water will start to flow in minutes.



"+" indicates an increase in water volume and pressure, while "-" indicates a decrease in water volume and pressure.

Attention: Always make sure the water can submerge the pump completely to work properly to prevent the pump damage.

Troubleshooting: Turn off the power before you check following!

If pump does not run, or lights not on:

- (1) Check the circuit breaker, try another outlet.
- (2) Check the water level in the fountain. Running the pump without sufficient water can damage the pump.
- (3) Check the setting of the flow control on the pump and adjust the flow.
- (4) Check the pump discharge and intake for dirt and debris.
- (5) The pump might be "air locked", plug and unplug the pump
- (6) Check and reconnect all the cords and try again.

Care & Maintenance



● Do not put hot items directly on furniture surface



● Do not clean furniture with harsh cleansers or polish.



● To obtain the longest lifespan of your outdoor products, minimizing exposure to direct sunlight is recommended.



● Children should not climb or jump on the furniture.



● Do not write on furniture without a padded barrier to protect the surface. To obtain the longest lifespan of your outdoor products, avoid extended and



lengthy exposure to rain, snow, and direct sunshine. Whenever possible cover the product and /or place under patio or awnings.



● Not for commercial use. For residential use only .



● Stains may be removed with mild soap solution and damp cloth.



● Dust and pick-up spills using a clean, non-colored, lint-free cloth .

Questions& Answers about Proposition 65

- What is Proposition 65?

Proposition 65 requires businesses to provide warnings to Californians about significant exposures to chemicals that cause cancer, birth defects or other reproductive harm. These chemicals can be in the products that Californians purchase, in their homes or workplaces, or that are released into the environment. By requiring that this information be provided, Proposition 65 enables Californians to make informed decisions about their exposures to these chemicals.

Proposition 65 also prohibits California businesses from knowingly discharging significant amounts of listed chemicals into sources of drinking water. Proposition 65 requires California to publish a list of chemicals known to cause cancer, birth defects or other reproductive harm. This list, which must be updated at least once a year, has grown to include approximately 900 chemicals since it was first published in 1987.

- What types of chemicals are on the Proposition 65 list?

The list contains a wide range of naturally occurring and synthetic chemicals that include additives or ingredients in pesticides, common household products food, drugs, dyes, or solvents. Listed chemicals may also be used in, manufacturing and construction, or they may be byproducts of chemical processes, such as motor vehicle exhaust.


- What does a warning mean?

If a warning is placed on a product label or posted or distributed at a workplace, a business, or in rental housing, the business issuing the warning is aware or believes that it is exposing individuals to one or more listed chemicals.

By law, a warning must be given for listed chemicals unless the exposure is low enough to pose no significant risk of cancer or is significantly below levels observed to cause birth defects or other reproductive harm.

- Where can I get more information on Proposition 65?

If you have specific questions on the administration or implementation of Proposition 65, you can contact OEHHA's Proposition 65 program at P65.Questions@oehha.ca.gov, or by phone at (916) 445-6900.



Product Name: POWER ADAPTER
+WATER PUMP

Model: JXA-12V300-IP44+JR-250LV

"This device complies with Part 15 of the FCC Rules. Operation is subject to the following two conditions:
(1) this device may not cause harmful interference, and
(2) this device must accept any interference received, including interference that may cause undesired operation."