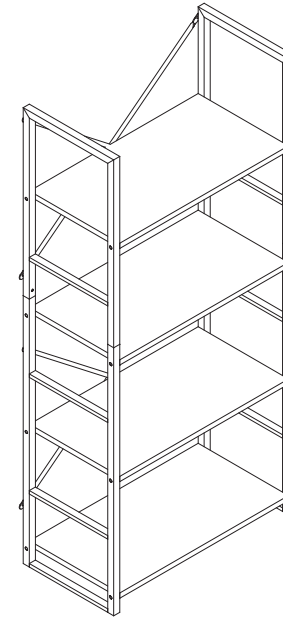




CAPHAUS

OWNER'S MANUAL

## 4-TIER BOOKSHELF, RUSTIC OAK



ITEM NUMBER:

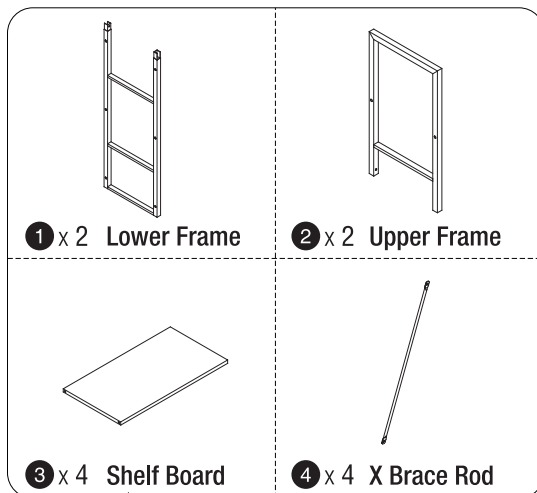
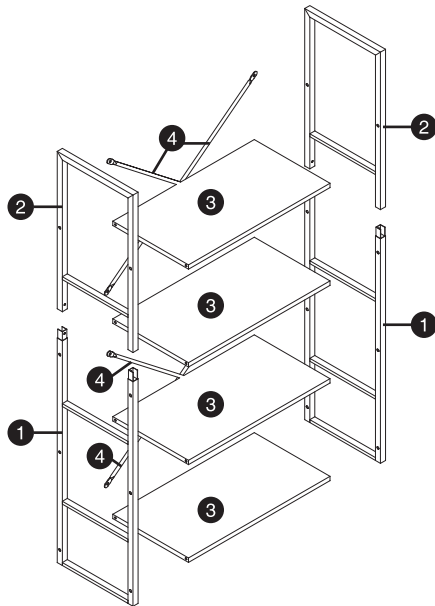
**FLR-CH2412MW4-RUOK**

Rustic Oak

### GUIDE AND WARNING

- Please read the following instructions carefully and good maintenance can extend the service life.
- Keep this instruction for future reference.
- Small parts are included. Please keep this product away from children while assembling.
- Do not let children play or jump on the product top.
- Please ensure correct installation of all screws and parts before using.
- To avoid causing damage to the surface, please assemble this product on a blanket or a carpet.
- Please pay attention to the sharp corners during the assembly. We recommend the use of gloves to prevent the undesired injury.
- Two people are required for the assembly.

### PACKAGE CONTENTS



**M6x12mm**



Allen Screw

**A x 12**

**M7x48mm**



Allen Screw

**B x 16**



Leveling Foot

**C x 4**

**S=6mm**



Allen Key

**D x 1**

### INSTALLATION STEPS

