

INSPIREDHOME®

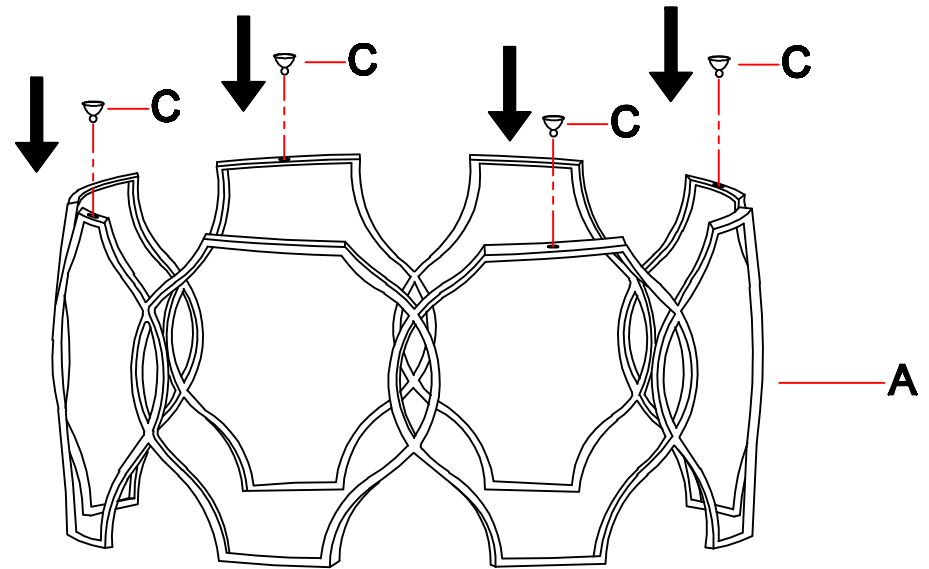
NCT126 Assembly Instructions

Nicole miller

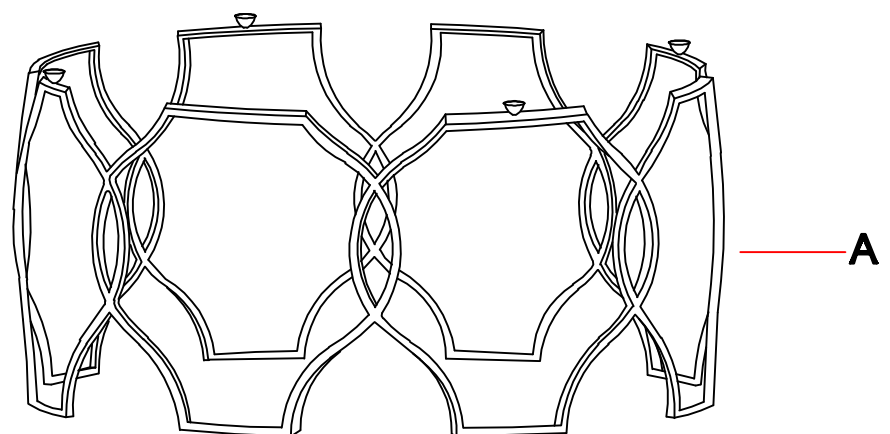


Parts

NO.	Picture	Description	Size	QTY
A		Iron base	Ø26 3/16" * 17 7/8"	1
B		Glass top	Ø32" * 5/16"	1
C		Glass sucker		4

STEP:1、 Insert the Glass Sucker (C) into the corresponding 4 holes on top of Iron base (A).



STEP:2、 Place the Glass Top (B) onto the top of Iron base with Glass Sucker and make sure the top overhang is the same all around.



Overall Size: Ø32" * 18 3/16" H