



**INSTRUCTIONS D'ASSEMBLAGE
ASSEMBLY INSTRUCTIONS**

**ETAGERE -
60" H / BLANCHE LUSTRE AVEC VERRE TREMPE**

**BOOKCASE -
60" H / GLOSSY WHITE WITH TEMPERED GLASS**

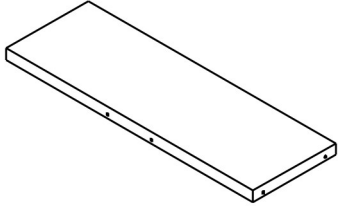
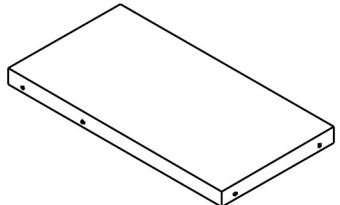
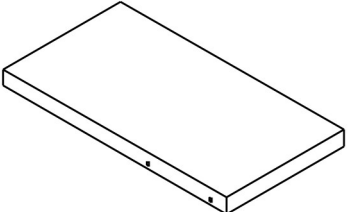




**POUR DE L'ASSISTANCE OU POUR COMMANDER
DES PIÈCES CONTACTEZ NOTRE DÉPARTEMENT
DE SERVICE À LA CLIENTÈLE.**



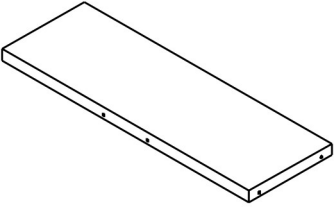
**FOR ASSISTANCE OR TO ORDER PARTS
CONTACT OUR CUSTOMER SERVICE DEPARTMENT**

LISTE DES PIÈCES



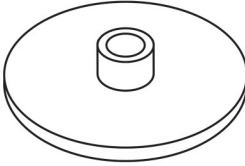
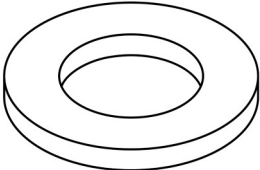
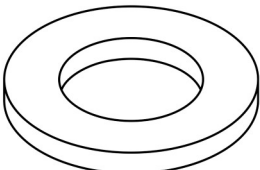
PARTS LIST

PIÈCE / PART #	IMAGE	DESCRIPTION	QTY / QTÉ
1		TOP SHELF ÉTAGÈRE SUPÉRIEURE	1
2		SHELF PANEL PANNEAU DE TABLETTE	2
3		SHELF PANEL PANNEAU DE TABLETTE	1
4		GLASS PANEL (LEFT) PANNEAU EN VERRE (GAUCHE)	1
5		GLASS PANEL (RIGHT) PANNEAU EN VERRE (DROIT)	1

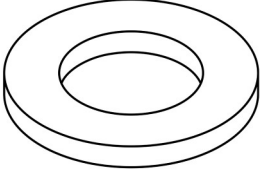
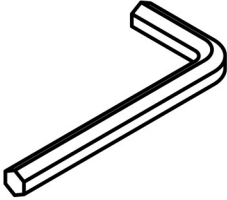
LISTE DES PIÈCES
PARTS LIST

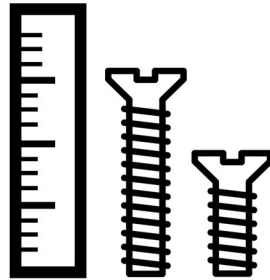
PIÈCE / PART #	IMAGE	DESCRIPTION	QTY / QTÉ
6		GLASS PANEL PANNEAU EN VERRE	1
7		PLASTIC BAR BARRE DE PLASTIQUE	2
8		BOTTOM SHELF ÉTAGÈRE DU BAS	1

LISTE DES PIÈCES DE MONTAGE
HARDWARE LIST

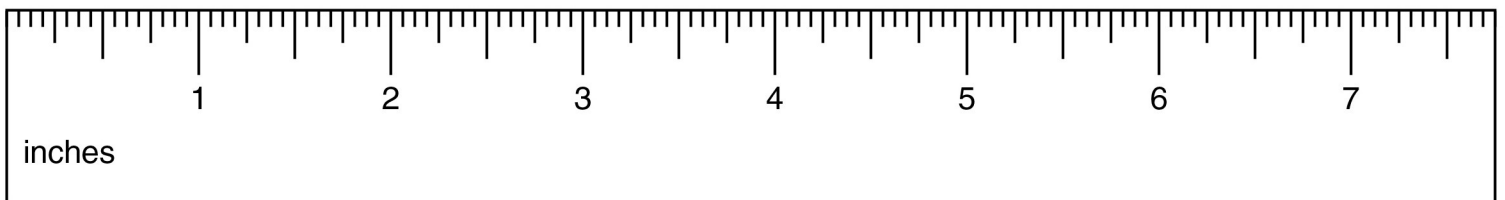
PIÈCE / PART #	IMAGE	DESCRIPTION	QTY / QTÉ
A		<p>ASSEMBLING BOLT - Ø1/4" X 1/2"</p> <p>BOULON D'ASSEMBLAGE - Ø1/4" X 1/2"</p>	10
B		<p>ASSEMBLING BOLT - Ø1/4" X 1 7/8"</p> <p>BOULON D'ASSEMBLAGE - Ø1/4" X 1 7/8"</p>	14
C		<p>SCREW CAP - Ø1/4" X 1 3/8"</p> <p>CAPUCHON DE VIS - Ø1/4" X 1 3/8"</p>	14
D		<p>PLASTIC WASHER - Ø3/4"</p> <p>RONDELLE DE PLASTIQUE - Ø3/4"</p>	10
E		<p>PLASTIC WASHER - Ø1 1/4"</p> <p>RONDELLE DE PLASTIQUE - Ø1 1/4"</p>	28

LISTE DES PIÈCES DE MONTAGE
HARDWARE LIST

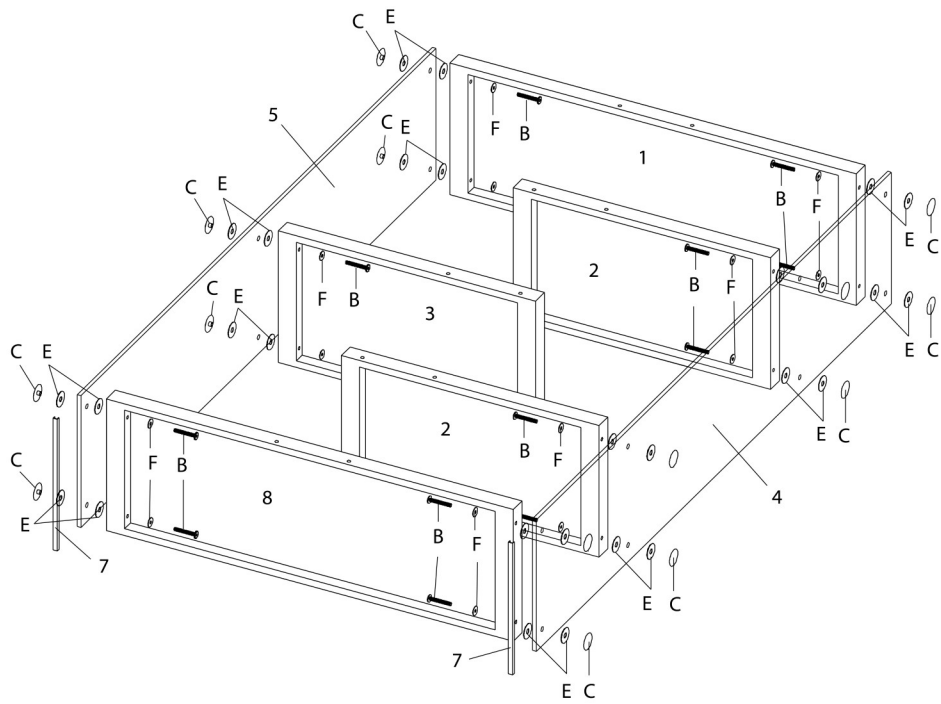
PIÈCE / PART #	IMAGE	DESCRIPTION	QTY / QTÉ
F		METAL WASHER - Ø3/4" RONDELLE DE MÉTAL - Ø3/4"	14
G		HEX KEY CLÉ HEXAGONALE	1



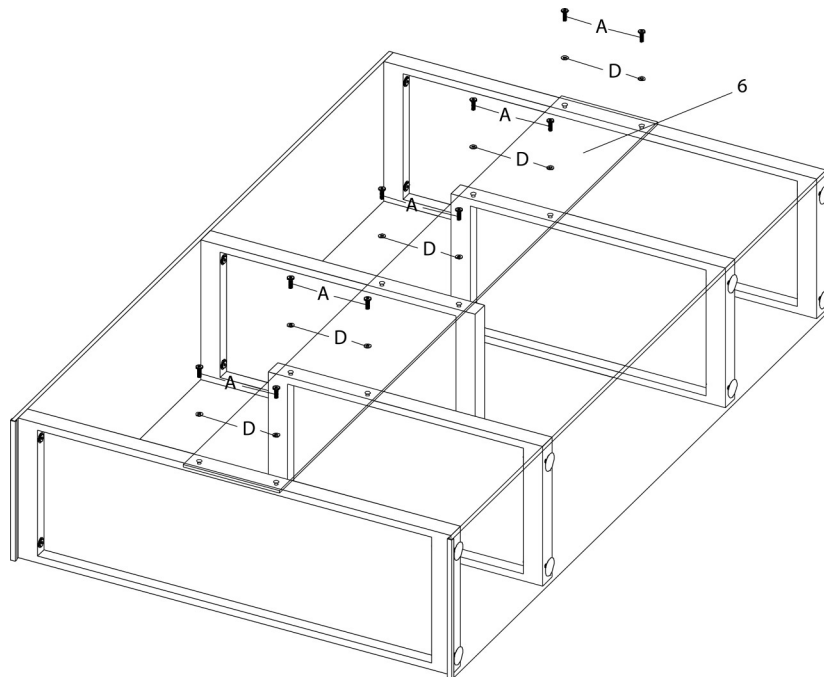
OUTIL DE VÉRIFICATION DE DIMENSIONS DES PIÈCES
HARDWARE DIMENSIONS VERIFICATION TOOL



ÉTAPE / STEP 1



ÉTAPE / STEP 2



ÉTAPE / STEP 3

