

IMPORTANT:

- Mains Voltage: 220-240V~ ;50Hz
- This lamp is double insulated (Class II) and does not require an earth connection.

USER ADVICE

- Keep all packaging until after a successful installation and retain instructions for future use.
- The design of the lamp may vary slightly from the illustration.
- This product is designed to be unaffected by interference (e.g. TV or radio).
- Some mounting surfaces (e.g. nylon carpet) may cause accidental switching of the lamp - if experienced relocate to another surface.
- The internal switch has 4 'rolling' phases: OFF>DIM>MEDIUM>BRIGHT>OFF. To operate simply touch the base.
- A slight buzzing may be heard from the lamp - this is normal for this type of product.
- Exceeding the stated wattage may damage the dimmer unit.

LOCATION:

- Indoor use only.
- Ensure the lamp is in a location where the power cable will not cause an accident.
- Place lamp on a level surface.

INSTALLATION:

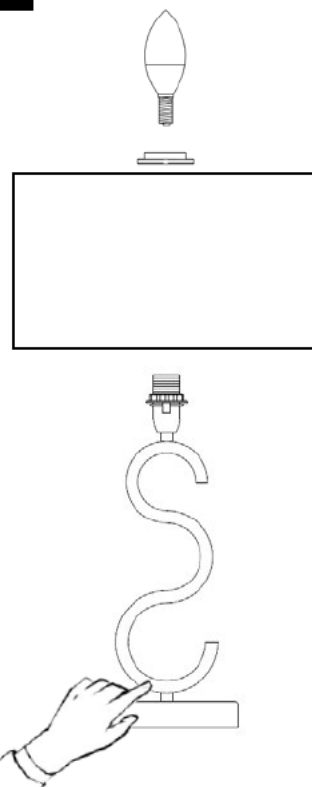
- Fit the shade (not supplied), Insert the bulb (not supplied) into the lamp holder. (bulb type & Wattage as stated on the product)

SAFETY:

- Before inserting or replacing bulbs make sure that the light is unplugged and has cooled down.
- Always disconnect from the mains after use.
- Do not allow the bulb to contact the outer material of the shade.
- If the supply cord is damaged, it cannot be replaced, and the lamp must be scrapped.



DIA. 1

**WARNING:**

Only for use with dimmable bulbs, i.e. incandescent, halogen or dimmable LEDs

**IMPORTANT:**

- Mains Voltage: 220-240V~ ;50Hz
- This lamp is double insulated (Class II) and does not require an earth connection.

USER ADVICE

- Keep all packaging until after a successful installation and retain instructions for future use.
- The design of the lamp may vary slightly from the illustration.
- This product is designed to be unaffected by interference (e.g. TV or radio).
- Some mounting surfaces (e.g. nylon carpet) may cause accidental switching of the lamp - if experienced relocate to another surface.
- The internal switch has 4 'rolling' phases: OFF>DIM>MEDIUM>BRIGHT>OFF. To operate simply touch the base.
- A slight buzzing may be heard from the lamp - this is normal for this type of product.
- Exceeding the stated wattage may damage the dimmer unit.

LOCATION:

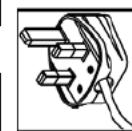
- Indoor use only.
- Ensure the lamp is in a location where the power cable will not cause an accident.
- Place lamp on a level surface.

INSTALLATION:

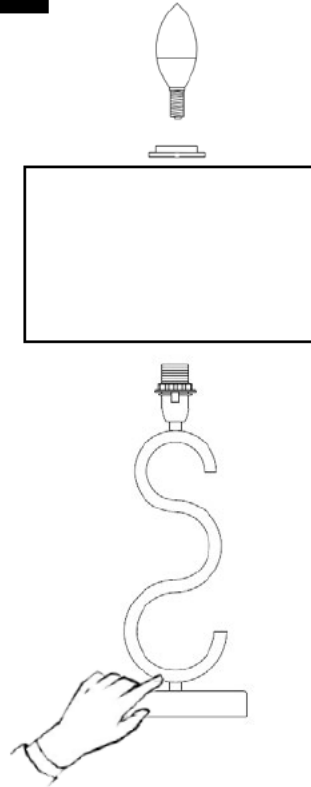
- Fit the shade (not supplied), Insert the bulb (not supplied) into the lamp holder. (bulb type & Wattage as stated on the product)

SAFETY:

- Before inserting or replacing bulbs make sure that the light is unplugged and has cooled down.
- Always disconnect from the mains after use.
- Do not allow the bulb to contact the outer material of the shade.
- If the supply cord is damaged, it cannot be replaced, and the lamp must be scrapped.



DIA. 1

**WARNING:**

Only for use with dimmable bulbs, i.e. incandescent, halogen or dimmable LEDs

