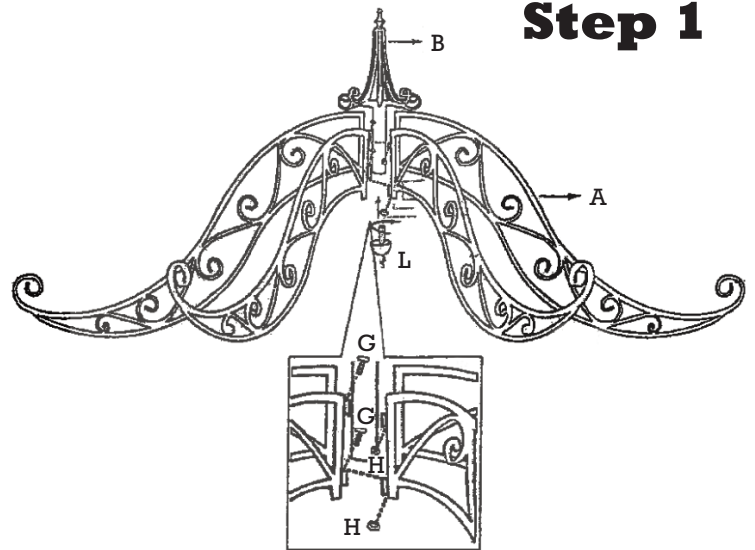



INSTRUCTIONS FOR YOUR PRODUCT

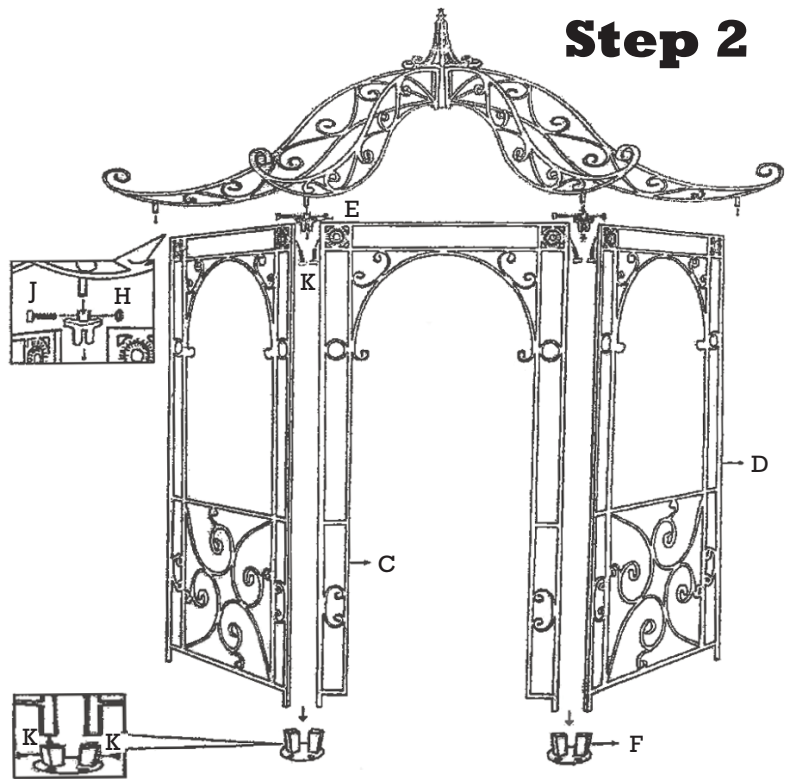
Thank you for your recent purchase of this beautifully ornamented architectural gazebo. We have taken great care to create this piece especially for you. Please review these instructions and assemble this piece with care. A two person assembly is suggested. We strongly suggest once assembled, double check every bolt and screw connection. Do not over tighten any screws or bolt connections.



Step 1



Assembled Gazebo



Step 2

Parts



A (8 PCS)



B (1 PC)



C (1 PC)



D (7 PCS)



E (8 PCS)



F (8 PCS)



G (14 PCS)



H (22 PCS)



J (8 PCS)



K (32 PCS)



L (1 PC)



M (1 PC)



N (1 PC)

THANK YOU FOR
YOUR PURCHASE