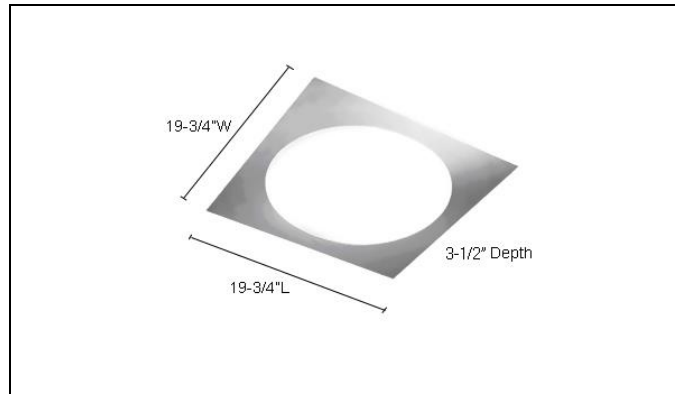





CTC 607L • CARRE

ENVISAGE
CEILING MOUNT SERIES

Type	
Project	
Catalog No.	



CATALOG INFORMATION

MODEL	GROK
CTC 607L CARRE	15 2576 81


DESCRIPTION

- Large Ceiling Mount / Wall Sconce
- CARRE is energy efficient and is suitable for ceiling or wall mount. Offered in two sizes, CARRE is a satin nickel square frame with compact fluorescent lamps provide an energy efficient solution, and allow choice of warm or cool white.
- ADA Compliant
- Energy Efficient
- Dimensions: 19-3/4" L x 19-3/4" W x 3-1/2" H
- Finish: Satin Nickel with Frosted Glass

LAMP:

(4) Fluorescent G24Q2 Quad Tube 18W
120V Electronic Ballast.

SERIES 607 – CARRE



CTC 607M