

# 1041 BALL BEARING HINGE

4" X 4"



## SPECIFICATIONS

PIN TYPE	Removable
RADIUS	Square Corner

# 1041 BALL BEARING HINGE

## 4" X 4"



### ESTATE PORTFOLIO


Model Number:  
1041.044.1

### SEE BELOW FOR ADDITIONAL FUNCTIONS


### Key Features

- ✓ Ball Bearing Hinge is machined for precise installation and smooth movement.
- ✓ 4" x 4"
- ✓ Beveled on the inside leaf to obtain a tight fit when viewing the hinge in a closed position.
- ✓ Baldwin's Satin Brass is a smooth, matte finish with golden, warm tones. This Lifetime Finish is created to add a subtle gleam to the hardware for years to come, and comes with a Limited Lifetime Finish Warranty.

### FINISHES OPTIONS



Lifetime (PVD) Satin Nickel - 056



Lifetime (PVD) Graphite Nickel - 076



Lifetime (PVD) Polished Nickel - 055




Polished Chrome - 260



Distressed Oil Rubbed Bronze - 402



Lifetime (PVD) Polished Brass - 003




Lifetime (PVD) Satin Brass - 044




Satin Black - 190



Oil Rubbed Bronze - 102



Venetian Bronze - 112, 11P




Satin Brass & Brown - 060




Non-lacquered Brass - 031



Vintage Brass - 033



Satin Brass & Black - 050



Polished Nickel - 140

### SPECIFICATIONS

PIN TYPE	Removable
RADIUS	Square Corner