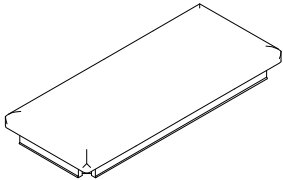
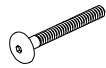
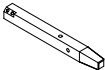




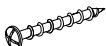



ASSEMBLY INSTRUCTIONS

INSTRUCCIONES

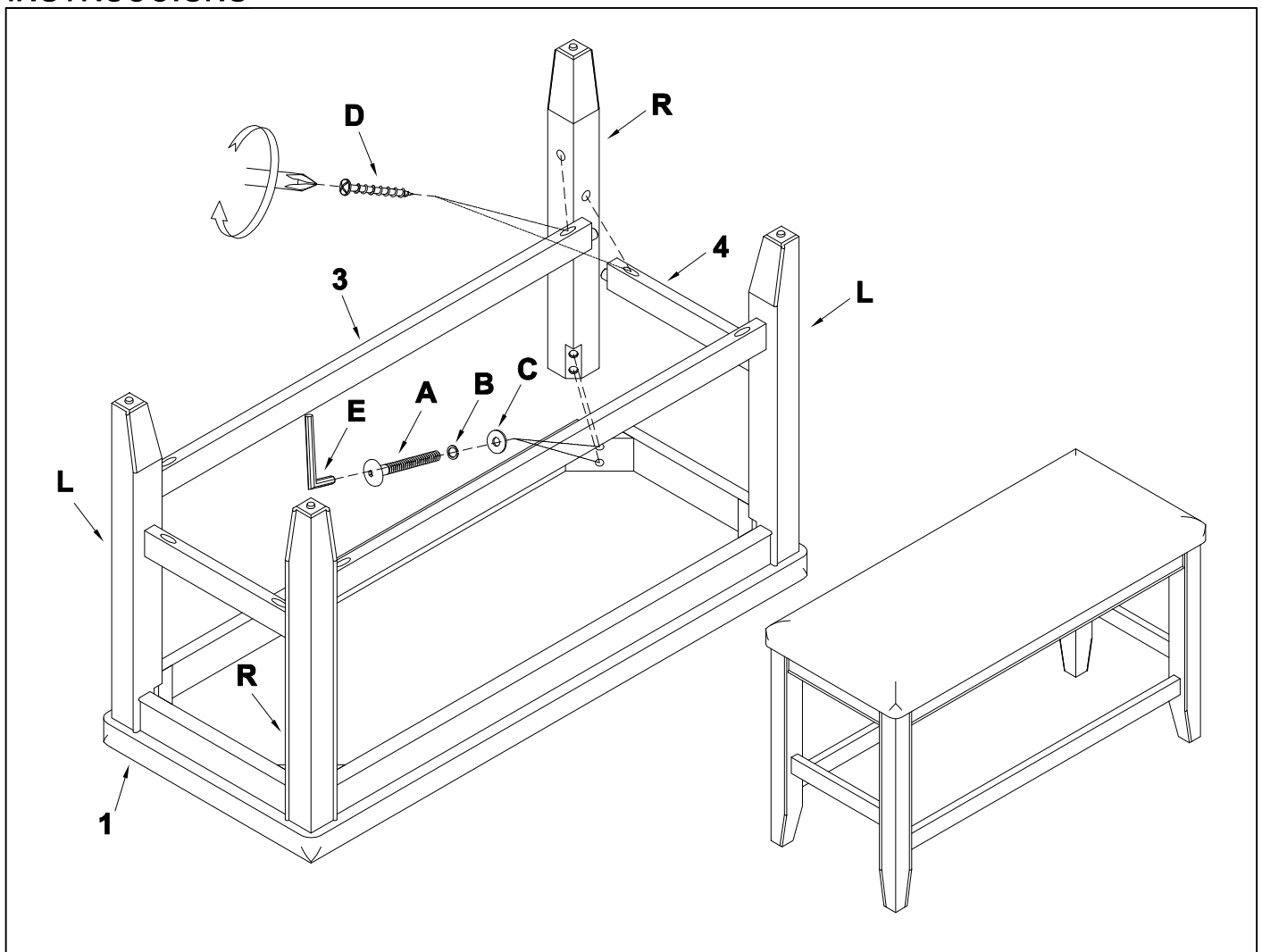
PARTS LIST

LISTA DE PARTES

1		1PC / PIEZA	A		BOLT 5/16"*18*2"	8PCS / PIEZAS
2		4PCS / PIEZAS L=2PCS / PIEZAS R=2PCS / PIEZAS	B		SPRING WASHER 5/16"*12mm	8PCS / PIEZAS
3		2PCS / PIEZAS	C		FLAT WASHER 5/16"*19mm	8PCS / PIEZAS
4		2PCS / PIEZAS	D		SCREW 1-1/2"	8PCS / PIEZAS
			E		ALLEN WRENCH 4mm	1PC / PIEZA

ASSEMBLY INSTRUCTIONS

INSTRUCCIONES



DO NOT TIGHTEN ALL BOLTS UNTIL COMPLETELY ASSEMBLED.
NO APRETAR LOS TORNILLOS HASTA ARMAR COMPLETAMENTE.