


# ELIZANETTE STAINLESS STEEL SQUARE COFFEE TABLE

DESIGN # SFV7915A  
Assembly Instructions



**Need help?**

Feel free to contact us via email or call  
if you have any specific questions!

**contact us:**

cs@safavieh.com  
866-422-9070

**SAFAVIEH**  
C O U T U R E

## Thanks for bringing Safavieh Couture into your home

Every thing we make is incredibly simple to set up, including your new Coffee table. You won't need any additional tool

### Parts list


A X 1  
Frame Top



B X 4  
Legs

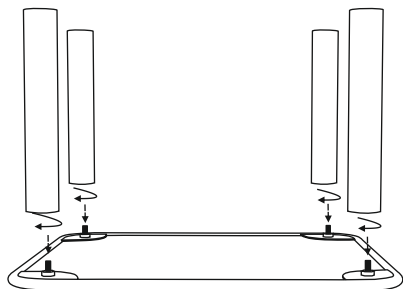


C X 1  
Glass Top



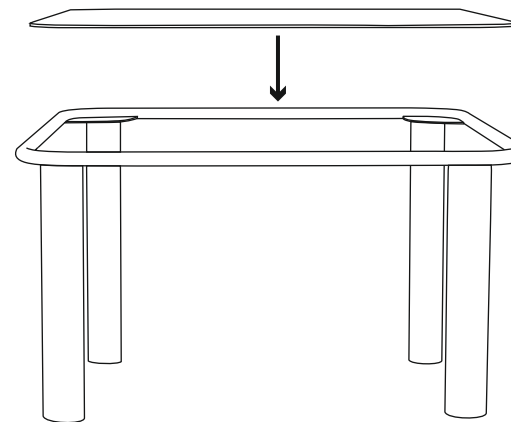
### Step : 1

Place the frame Top (A) upside on a soft surface. Screw all 4 Legs (B) into the 4 corners.



### Step : 2

Turn the assembled frame upright. Place the glass (C) into the frame Top (A)



### Step : 3

Place the Coffee table in the place where you will use it.  
We'd love to see it — just tag us (we're @safavieh) and use the hashtag #safavieh on Instagram!

