

















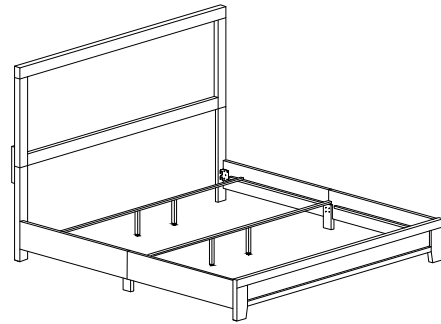
# ASSEMBLY INSTRUCTION

## BOX OF BED BED

ITEM	DRAWING	DESCRIPTION	QTY
A		HEAD BOARD	1
B		HEAD BOARD LEG (L)	1
C		HEAD BOARD LEG (R)	1
D		FOOT BOARD	1
E		SIDE RAIL	2
F		SIDE RAIL	2
G		SLAT	3
H		SUPPORT LEG	6
I		SIDE RAIL SUPPORT LEG	2

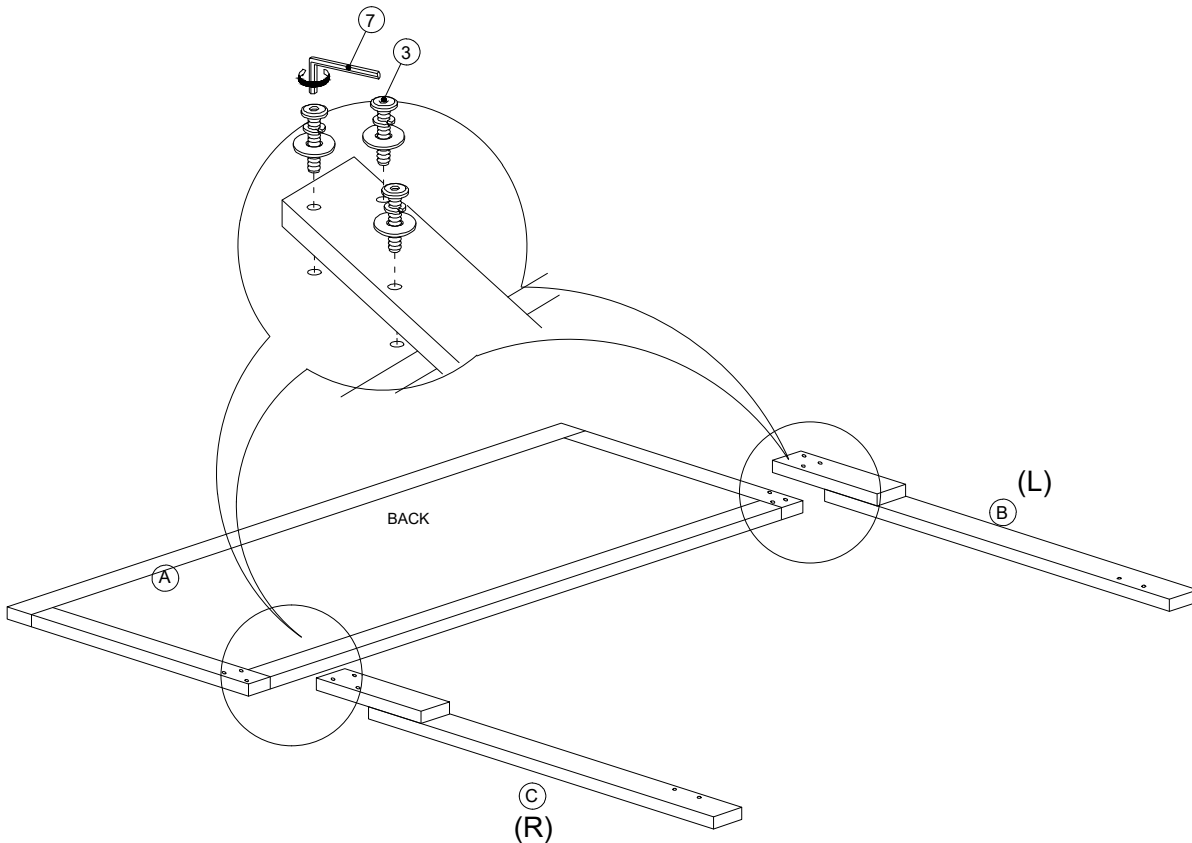
## BOX OF BED HARDWARE LIST

ITEM	DRAWING	DESCRIPTION	QTY
1		JCBC SCREW M8x20mm	8
2		JCBC SCREW M8x30mm	8
3		JCBC SCREW M8x35mm	6
4		JCBC SCREW M6x35mm	6
5		CSK SCREW M4x32mm	6
6		L-KEY M4x65mm	1
7		L-KEY M5x65mm	1



COMPLETED BED ASSEMBLY

## STEP 1



THE HARDWARE IS LOCATED IN THE PACKING ITEMS

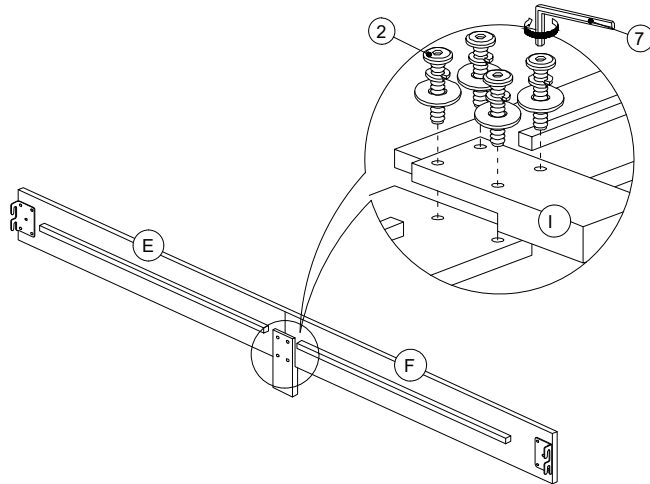
PAGE 01 OF 02

NOTE : MUST TIGHT SCREWS PERIODICALL. WITH USE SCREWS MAY BECOME LOOSE.  
CHECK TIGHTNESS OF ALL SCREWS EVERY 6-8 WEEKS.

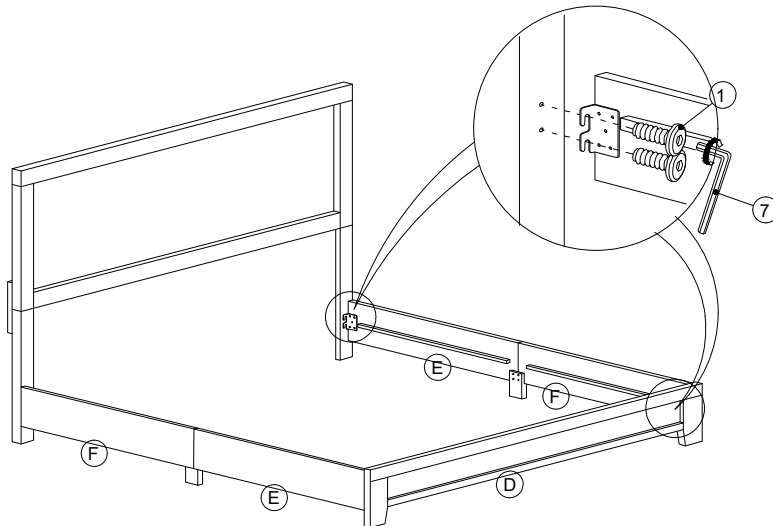
MADE IN MALAYSIA

# ASSEMBLY INSTRUCTION

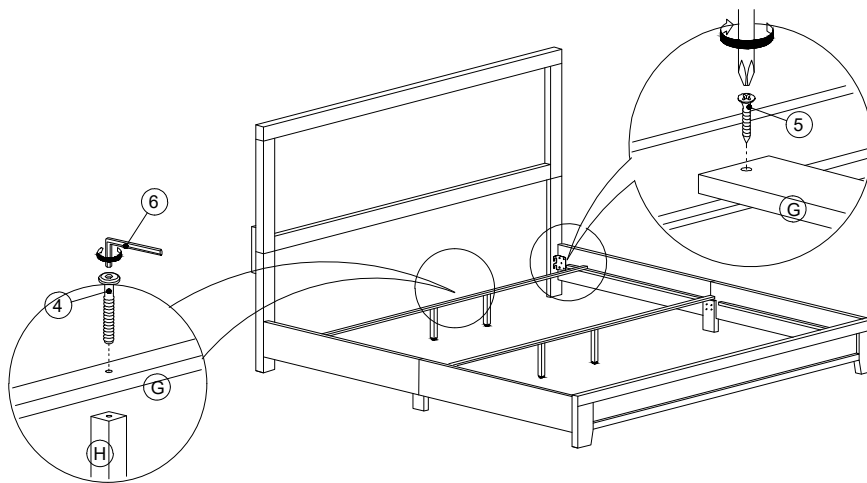
## STEP 2



## STEP 3



## STEP 4



THE HARDWARE IS LOCATED IN THE PACKING ITEMS

PAGE 02 OF 02

NOTE : MUST TIGHT SCREWS PERIODICALL. WITH USE SCREWS MAY BECOME LOOSE.  
CHECK TIGHTNESS OF ALL SCREWS EVERY 6-8 WEEKS.

MADE IN MALAYSIA