


Modular Sofa



NOTICE



Please keep these instructions for future reference.

Dear Customer

● Thank you for your purchase. When you receive the product, please make sure that all the parts are intact. Then follow the entire installation instructions to install!

If problem occur unsatisfactorily as follows

- A . The outer box is damaged
- B . The product is damaged / bent / cracked while you open the box
- C . The parts / accessories / assembly tools are missing
- D . The instructions are not clear and can not be referred
- E . The product has functional problems
- F . Other aspects that you are not satisfied with

Please feel free to contact us for help.

AFTER-SALE

Guaranteed Customer Service

Your shopping experience is very important to us!

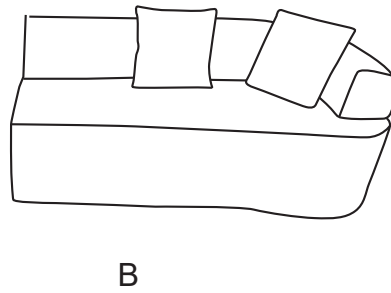
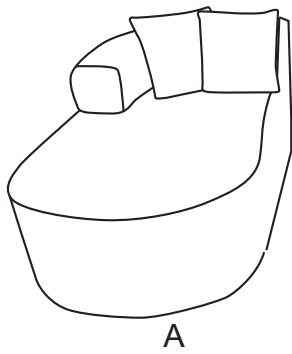
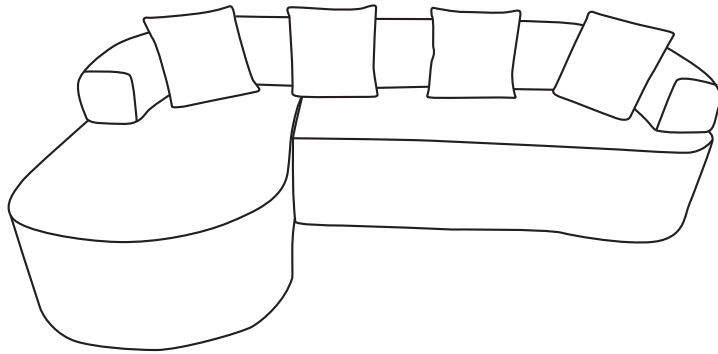
Feel unsatisfied? Contact us!

Have any questions? Contact us!

Wanna Share how wonderful our smart promakes your home?

Share your pictures with us.

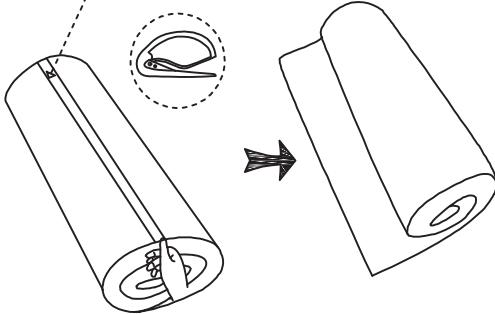
PART LIST



STEP

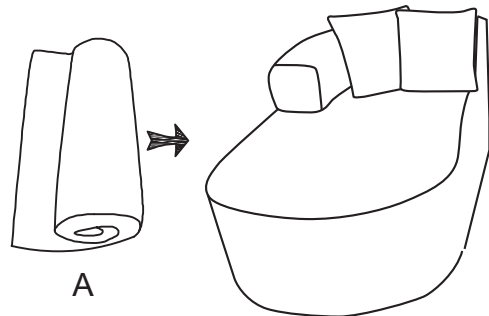
1

Open the package from here with a unpacking tool.



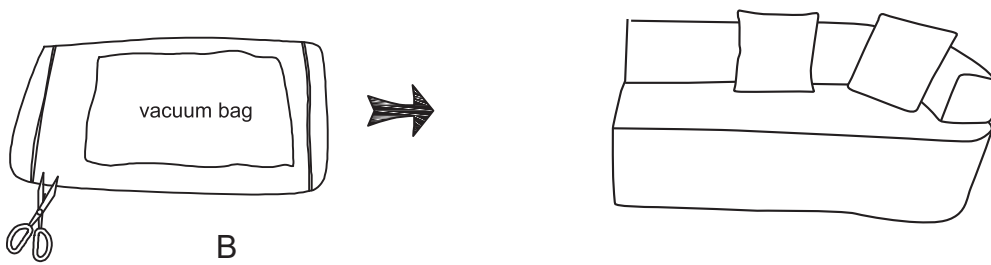
Tear off the tape

2

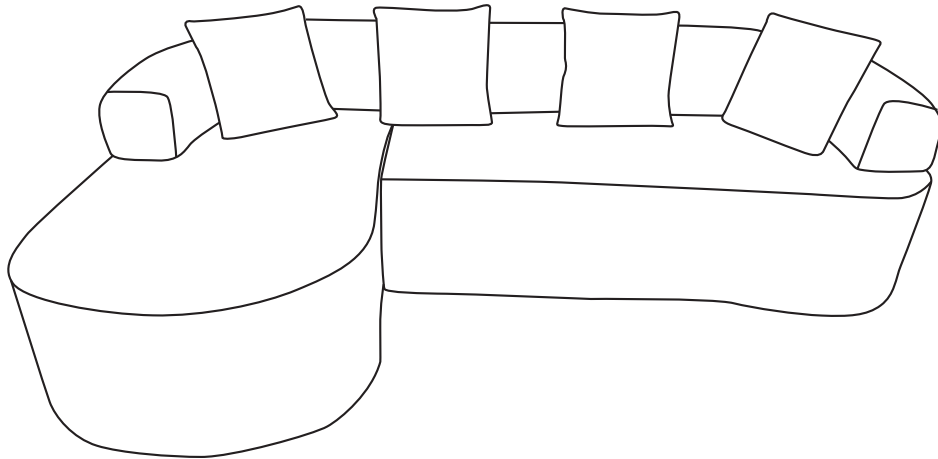


STEP

3



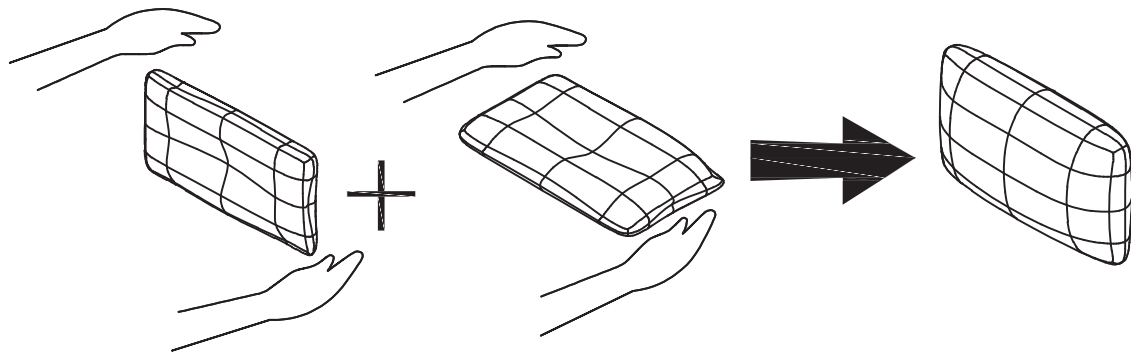
4



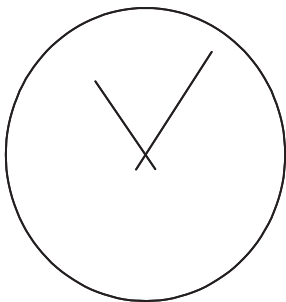
Please note: We provide fast after-sales service, don't worry if there is something wrong with the package you received. Please contact us first, we will reply you in time!

Tips:

1. Due to differences of light effects, the actual color of the materials might be slightly different from the pictures.
2. Due to package compression for better shipment, the fabric may have wrinkles.
3. Please take all packages out and pat every part to make it rebound better and fluffy, so that it can restore to picture-like status.
4. Please keep children away from the plastic bags.



1. Repeatedly tap the sides and front and back to make it rebound better and fluffy.
2. Knead your cushion like giving your cushion a massage while allowing the air to flow through the foam.



48-72h

It might takes up to 48-72 hours.