









# ASSEMBLY INSTRUCTIONS


## (BOX 1) BOX OF HEADBOARD

ITEM	DRAWING	DESCRIPTION	QTY
A		HEADBOARD PANEL	1
B		LEFT HEADBOARD LEG	1
C		RIGHT HEADBOARD LEG	1
D		HB BOTTOM RAIL	1
E		HB WOOD BLOCK	2









## (BOX 2) BOX OF FOOTBOARD

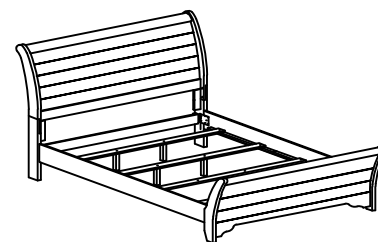
ITEM	DRAWING	DESCRIPTION	QTY
F		FOOTBOARD	1
G		WOODEN SLAT	4
H		WOODEN SUPPORT	8

## (BOX 3) BOX OF SIDE RAIL

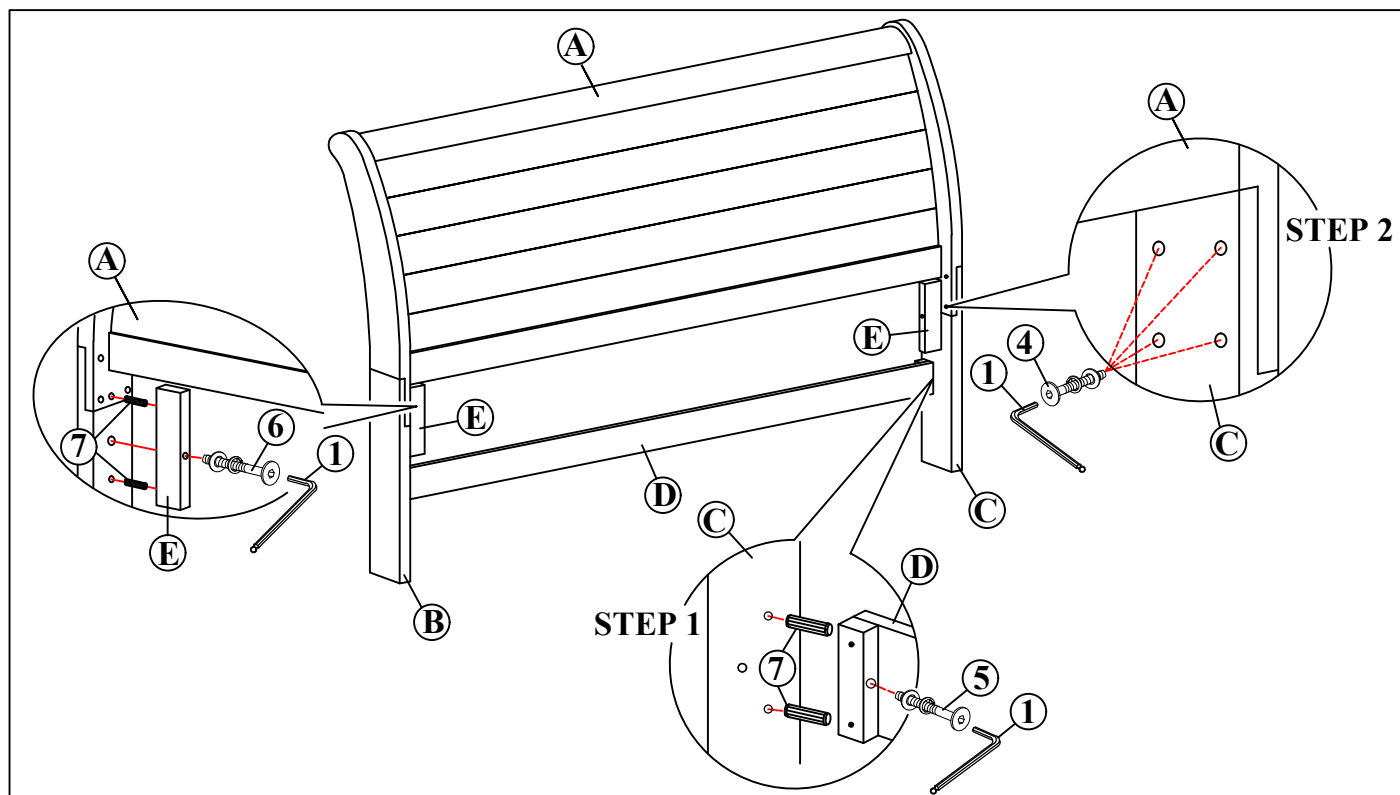
ITEM	DRAWING	DESCRIPTION	QTY
I		SIDE RAIL	2

## (BOX 1) HEADBOARD HARDWARE LIST

ITEM	DRAWING	DESCRIPTION	QTY
1		ALLEN WRENCH (M4(BALL SHAPE)110mm)	1
2		ALLEN WRENCH (M5)	1
3		CONNECTION BOLT (M8 x 20mm) W/WASHER & SPRING WASHER	8
4		CONNECTION BOLT (M6 x 40mm) W/WASHER & SPRING WASHER	8
5		CONNECTION BOLT (M6 x 50mm) BIG W/WASHER & BIG SPRING WASHER	2
6		CONNECTION BOLT (M6 x 60mm) SMALL W/WASHER & SMALL SPRING WASHER	2
7		WOOD DOWEL (M8 x 30mm)	8
8		FLAT HEAD SCREW (#8 x 1 1/8")	8
9		Assembly Tool Not Included	1



## COMPLETED KING BED ASSEMBLY



THE HARDWARE IS LOCATED IN THE PACKING ITEMS

NOTE : MUST TIGHTEN SCREWS PERIODICALLY. WITH USE SCREW MAY BECOME LOOSE.  
CHECK TIGHTNESS OF ALL SCREW EVERY 6-8 WEEKS.

## CLEANING INSTRUCTION

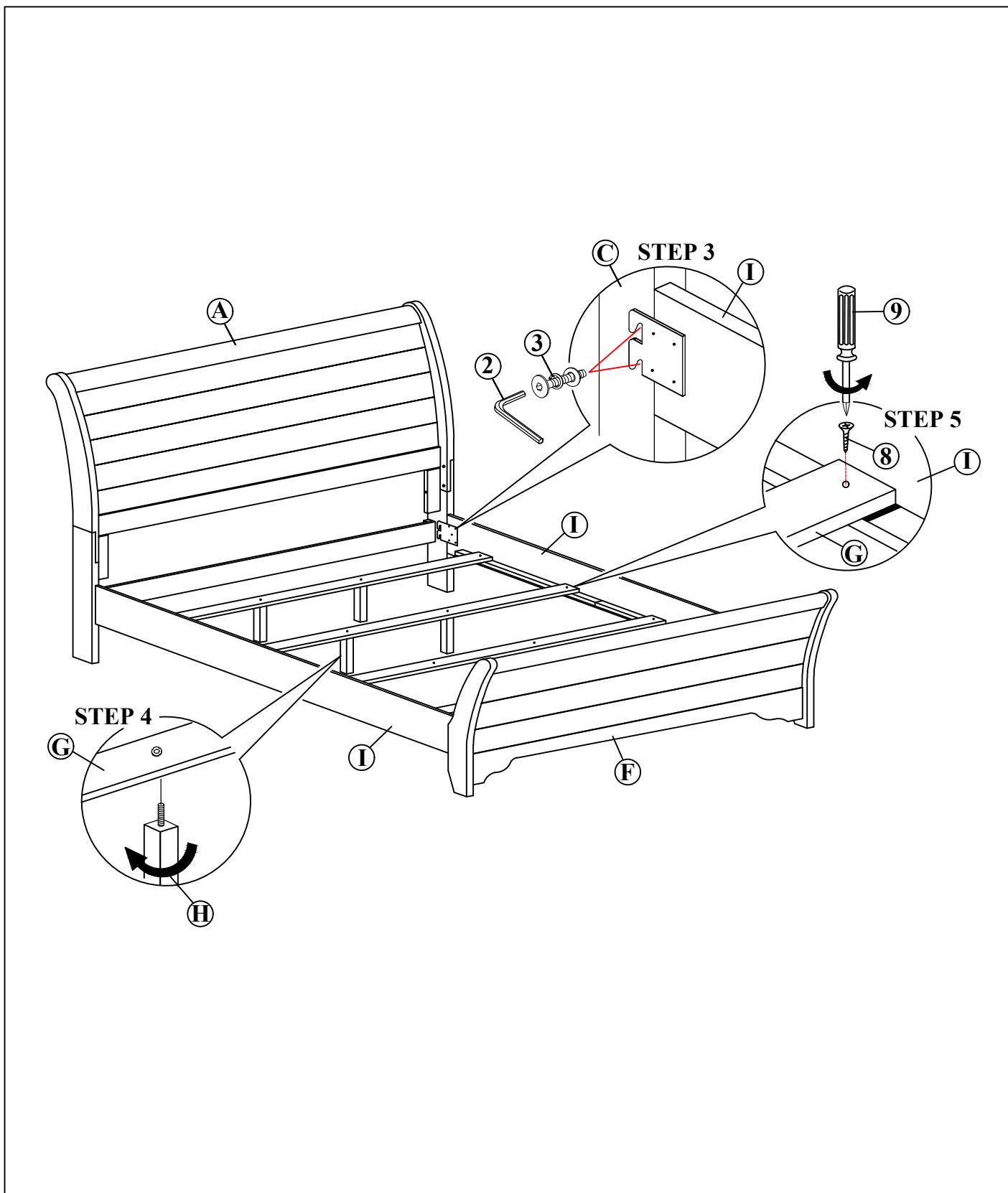
After assembly, clean & polish the completed parts if necessary with soft cloth and industrial recognized furniture polish

# ASSEMBLY

## INSTRUCTIONS

ITEM NO : B8100 / B8130 - K - HB / FB / KQ - RAIL

KING HEADBOARD / FOOTBOARD / SIDE RAIL



THE HARDWARE IS LOCATED IN THE PACKING ITEMS

NOTE : MUST TIGHTEN SCREWS PERIODICALLY. WITH USE SCREW MAY BECOME LOOSE.  
CHECK TIGHTNESS OF ALL SCREW EVERY 6-8 WEEKS.

### CLEANING INSTRUCTION

After assembly, clean & polish the completed parts if necessary with soft cloth and industrial recognized furniture polish

MADE IN MALAYSIA