

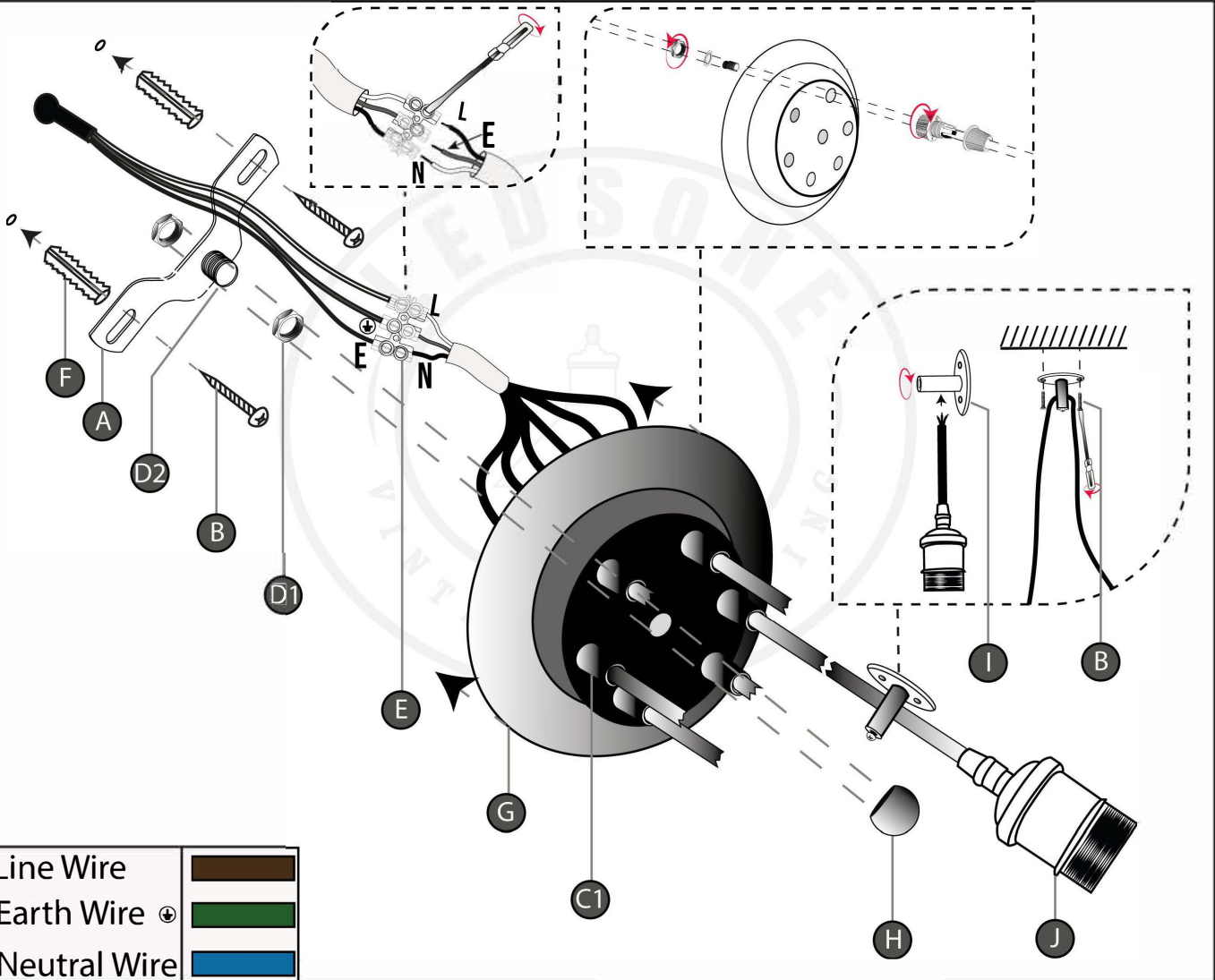











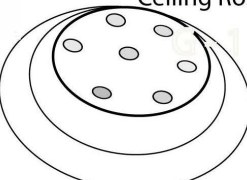

220V-240V~50Hz

RoHS



SPIDER PENDANT HOLDER LAMP INSTALLATION GUIDE



	Ceiling Bracket	A-1Qty		Nut	D2-8Qty		Main Nut	H-1Qty
	Screw	B-14Qty		Connector	E-1Qty		Mounting	I-6Qty
	Cord Grip Screw	C1-6Qty		Plastic Plug	F-14Qty	Holder With Cable J-6Qty		
	Cord Grip	C2-6Qty		Ceiling Rose	G-1Qty	Cable Lenth 200cm		
	Thread Screw	D1-1Qty						