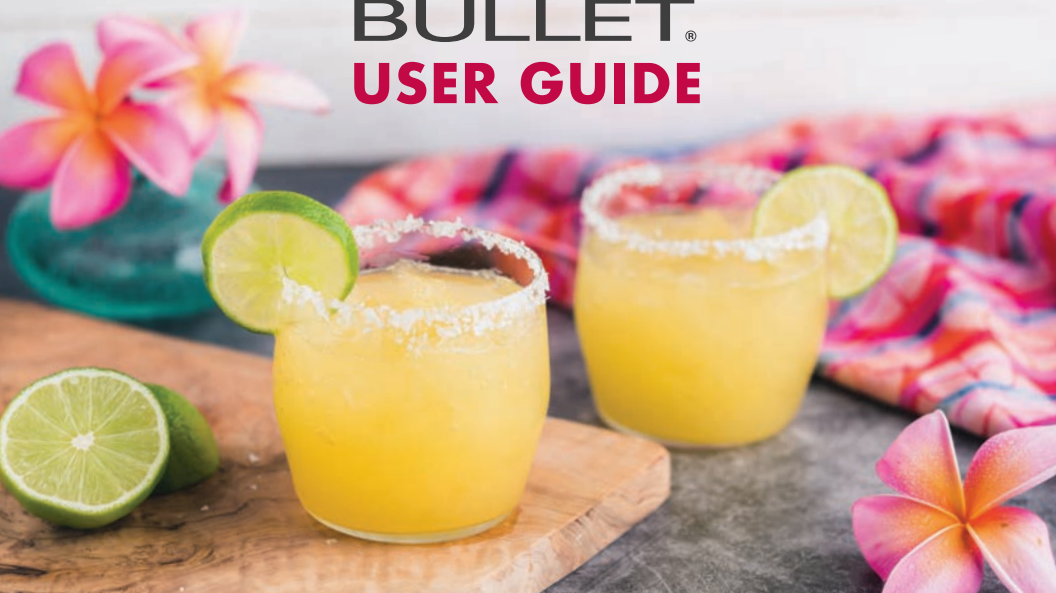


MAGIC BULLET[®] USER GUIDE



IMPORTANT SAFEGUARDS

When Using Electrical Appliances Like Your Magic Bullet®, Basic Safety Precautions Should Always Be Followed:

WARNING! TO AVOID THE RISK OF SERIOUS INJURY, CAREFULLY READ ALL INSTRUCTIONS BEFORE OPERATING YOUR MAGIC BULLET®.

SAVE THESE INSTRUCTIONS!

HOUSEHOLD USE ONLY

GENERAL SAFETY INFORMATION

- Close supervision is necessary when an appliance is used by or near children. Keep cord out of reach of children.
- **NEVER LEAVE THE MAGIC BULLET® UNATTENDED WHILE IT IS IN USE.**
- Do not use your Magic Bullet® for anything other than its intended use.

HEAT & PRESSURE SAFETY

- **DO NOT BLEND HOT INGREDIENTS OR LIQUIDS!** Never put hot ingredients in any of the cups before or while blending. Heated ingredients can cause pressure to build up in the sealed cup causing possible expulsion of hot ingredients which may cause personal injury or property damage. **Start with room temperature or cooler ingredients (21°C/70°F or cooler).**
- To prevent overheating and pressure build

up, **NEVER ALLOW THE MAGIC BULLET® TO RUN MORE THAN ONE MINUTE** at a time as it may result in the ingredients overheating. This can increase the pressure and may cause the cup to burst, resulting in possible personal injury or property damage.

- **Never blend carbonated liquids or effervescing ingredients (e.g., baking soda, baking powder, yeast, cake batter, etc.).** Built-up pressure from released gases can cause the cup to burst resulting in possible personal injury or property damage.

• FRICTION FROM THE ROTATING EXTRACTOR BLADES WHILE BLENDING CAN CAUSE INGREDIENTS TO HEAT AND GENERATE INTERNAL PRESSURE IN THE SEALED CUP, IF LEFT TO RUN FOR LONGER THAN ONE MINUTE. IF THE CUP IS WARM TO TOUCH, ALLOW IT TO COOL BEFORE CAREFULLY OPENING POINTED AWAY FROM YOUR BODY TO AVOID INJURY.

- After blending ingredients allow the contents to settle and release any pressure that may have built up during the extraction process by slowly unscrewing the cup from the blade assembly. Have the cup pointed away from you in case there is any built-up pressure.
- If the motor stops working, unplug the Power Base and let it cool for a few hours before attempting to use it again. Your Magic Bullet® has an internal thermal breaker that shuts off the unit when it overheats. Letting the thermal breaker cool down should allow the Power Base to reset.
- **DO NOT ALLOW BLENDED MIXTURES TO SIT IN A SEALED CUP FOR LONG PERIODS OF TIME!** Sugar in fruits and vegetables can ferment, causing pressure to build up and expand in the cup that can cause ingredients to burst and spray out when moved or

opened. Unscrew the lid and open the cup for a few moments to release any pressure that has built up. If you do not plan to consume the contents immediately, use the Stay-Fresh Resealable Lid to close the cup. Periodically unscrew the lid to release internal pressure if storing longer than a few hours.

CROSS BLADE SAFETY

- **CROSS BLADES ARE SHARP! HANDLE CAREFULLY.** Use care while handling the Cross Blades, do not touch the Cross Blade edges to avoid injury.
- **AVOID CONTACT WITH MOVING PARTS!** Keep hands and utensils out of and away from the Cross Blade while blending food to reduce the risk of severe personal injury.
- TO REDUCE RISK OF PERSONAL INJURY OR PROPERTY DAMAGE, **MAKE SURE THE Cross Blade is securely screwed (hand tightened) onto the cup before placing it on the Power Base and operating the Magic Bullet®.**

• **NEVER STORE THE CROSS BLADE IN THE POWER BASE WITHOUT A CUP ATTACHED. THE EXPOSED BLADES CAN PRESENT A VERY DANGEROUS HAZARD.**

- To prevent leakage and/or property damage, **always make sure your Cross Blade is undamaged and the Gasket is completely seated in the cross blade before each use.** Leakage may cause residue buildup and damage the Power Base. Contact Customer Service for assistance if any component is damaged or loose, or if you have any questions.

- We recommend replacing your Cross Blade every 6 months or as needed for optimal performance.
- Once you have finished blending with your Magic Bullet®, wait to remove the cup/Cross Blade assembly from the Power Base until the motor comes to a complete stop and the unit powers down completely. Taking the cup off the unit prior to complete power down can cause damage to the Cross Blade coupling and or motor gear.
- Never run the Magic Bullet® without food or liquid contents in any of the cups.
- Your Magic Bullet® is not intended to be an ice crusher and attempting to crush ice may result in permanent damage to the Cross Blades and may cause the unit to malfunction and cause personal injury or property damage.

CUP SAFETY

- **TO AVOID LEAKAGE, DO NOT OVERFILL THE CUP!** Make sure your ingredients and liquid do not exceed the MAX line. The Cyclonic Action® of your Magic Bullet® requires room to extract effectively and exceeding the MAX line can result in leakage and may create a dangerous pressurization which can cause the vessel and blade assembly to separate.
- Periodically inspect your Magic Bullet® components for damage or wear that may impair proper function. Discontinue use and replace components if you detect cracking, crazing or cloudiness or other damage to the plastic cups or the tabs (on the side of the cup) or the Power Base. You may purchase new cups and Cross Blades at [NutriLiving.com](https://www.nutriliving.com) or by contacting Customer Service. **WE RECOMMEND REPLACING YOUR CROSS BLADE AND CUPS EVERY 6 MONTHS OR AS NEEDED FOR OPTIMAL PERFORMANCE.**

ELECTRICAL SAFETY

- Do not use this product in locations with different electrical specifications or plug types or with any type of plug adapter or voltage converter device as this may cause fire, electric shock, personal injury or product damage. Use of adapters and converters or use in locations with different electrical specifications or plug types is considered an unauthorized modification of the product and as such will void the warranty.
- This appliance has a US/Canadian configured polarized plug (one prong is wider than the other) to reduce the risk of electric shock. This plug will correctly fit in a polarized outlet only one way. If the plug does not fit fully in the outlet, reverse the plug. If it still does not fit, contact a qualified electrician. Do not modify the plug in any way, as doing so will void the warranty.
- The use of attachments, including canning jars, is not recommended and may cause fire, electric shock, personal injury, or product damage and will void the warranty.
- To avoid risk of electric shock, never immerse the cord, plug, or Power Base in water or other electrical current conducting liquids.
- **Always POWER OFF and unplug the Magic Bullet® when it is not in use or BEFORE assembling, disassembling, changing accessories, or cleaning.**
- Periodically inspect the cord and plug for damage. Do not operate the Magic Bullet® with a damaged cord or plug or if the Magic Bullet® is dropped, damaged or malfunctions in any manner (including making a louder than normal or abnormal sound when blending).
- Do not use the Magic Bullet® outdoors or in inclement weather.
- Do not allow the cord to hang over the edge of the table or counter.
- Do not pull, twist, or damage the power cord.
- Do not allow cord to touch hot surfaces, including the stove.

- Your Magic Bullet® has important markings on the plug and is not suitable for replacement. If damaged, please contact Customer Service for assistance in obtaining a replacement Power Base.

VENTILATION SAFETY

- To prevent a fire hazard, the openings on the bottom of the Power Base should be free of dust or lint and never obstructed as they are provided for ventilation to ensure reliable motor operation to prevent over-heating. Never place your Magic Bullet® on top of flammable materials such as newspapers, tablecloths, napkins, dishtowels, place mats or other similar type of materials.
- Always operate the Magic Bullet® on a level surface, leaving unobstructed space beneath and around the Power Base to permit proper air circulation.

IMPORTANT MICROWAVE SAFEGUARDS

The Magic Bullet® has gone BPA-free! All of the recipes that require cooking in the Magic Bullet® cups have been updated to reflect our new BPA-free instructions. Because every microwave is different, we now recommend microwaving foods for a maximum of 2 minutes, then checking the temperature of the food and continue heating only if the contents of the cup are not hot enough.

- **NEVER HEAT FOODS FOR LONGER THAN 2 MINUTES CONSECUTIVELY. HEAT FOR 2 MINUTES. LET THE FOOD SIT FOR 2 MINUTES, REMOVE FROM MICROWAVE AND CAREFULLY STIR, THEN RE-HEAT FOR 2 MINUTES AGAIN.**

- **NEVER MICROWAVE UNVENTED, SEALED CUPS AS THEIR CONTENTS WILL EXPAND WITH HEAT PRESSURE AND EXPLODE, RESULTING IN POSSIBLE SERIOUS INJURY OR PROPERTY DAMAGE. DO NOT USE THE SOLID LID IN THE MICROWAVE, USE ONLY THE VENTED LIDS.**
- **WARNING: NEVER MICROWAVE CUPS WITH THE CROSS BLADE ATTACHED TO THE CUP. THE METAL IN THE BLADE MAY SPARK OR MAY CAUSE A FIRE AND MAY RESULT IN INJURY OR DAMAGE TO PROPERTY.**

- After microwaving, always use heat-resistant pads to handle Magic Bullet® blending cups.
- Do not use the Party Mug in the microwave.
- Follow the precautions and recommendations found in your microwave oven instruction manual, specifically the overall heating times, but never run your microwave for longer than 2 minutes consecutively.
- **SUPER-HEATED WATER** – Liquids such as water, coffee, tea or soups are able to be overheated beyond the boiling point without appearing to be boiling. Visible bubbling or boiling when the cup is removed from the microwave is not always present. **Super-heated or very hot liquids may suddenly boil over when the cup is disturbed or a spoon or other utensil (such as a Magic Bullet® blade) is inserted into the liquid.** To reduce the risk of injury to persons:
 - Do not overheat liquid.
 - Stir the liquid both before and halfway through heating to avoid eruption.
 - After heating, allow the cup to stand in the microwave for a short time before removing the cup.
 - Use extreme care when inserting a spoon or other utensils into the cup.

- Avoid heating baby food or formula in Magic Bullet® cups.
- Don't defrost frozen beverages in Magic Bullet® blending cups (especially carbonated beverages). Even if the cup is opened, pressure can build up. This can cause the cup to burst, possibly resulting in injury.
- Hot foods and steam can cause burns. Be careful when removing Magic Bullet® blending cups from the microwave when they contain hot foods and liquids.
- To prevent possible injury, always use protective oven gloves and direct steam away from hands and face by opening the cup in the direction pointed away from you.
- Some products, such as whole eggs, may explode and should not be heated using the Magic Bullet® cups in the microwave.
- The information contained in this User Guide is not meant to replace the advice of your physician. Always consult your physician regarding health and nutrition concerns.
- **MEDICATION INTERACTIONS:** If you are taking any medication, especially cholesterol medication, blood thinners, blood pressure drugs, tranquilizers, or antidepressants, please check with your physician before trying any of the recipes.

- **BAD SEEDS: DO NOT USE THE FOLLOWING SEEDS AND PITS IN THE MAGIC BULLET® AS THEY CONTAIN A CHEMICAL THAT RELEASES CYANIDE INTO THE BODY WHEN INGESTED: APPLE SEEDS, CHERRY PITS, PLUM PITS, PEACH PITS AND APRICOT PITS.**

MAGIC BULLET® CLEANING & USER MAINTENANCE INSTRUCTIONS

- Cleaning the Magic Bullet® is easy, simply place any of the pieces (except for the Power Base and Cross Blade) on the top shelf of the dishwasher or hand wash with warm, soapy water and rinse.

HERE'S HOW TO CLEAN THE MAGIC BULLET®

- Step 1: **The most important thing – ALWAYS POWER OFF AND UNPLUG the Power Base from the power supply outlet when it is left unattended, before assembling, disassembling, changing accessories or approaching parts that move in use or when cleaning.** Do not attempt to handle the appliance until all parts have stopped moving!
- STEP 2: Make sure the blending cup/Cross Blade is not attached to the Power Base.
- STEP 3: Clean the individual components (Power Base, Cross Blades, Magic Bullet® blending cups).

POWER BASE:

- For the most part, the Power Base doesn't really get dirty, but if you neglect to twist the Cross Blade onto the blending cup tightly, liquids can leak out and get into the base and stick to the activator buttons.
- **To avoid risk of injury, NEVER use your hands or utensils to clean the White Actuator Tabs while the Magic Bullet® is plugged in.**
- NEVER Submerge the Power Base in water or put in the dishwasher.
- Do not remove the rubber or plastic liners inside the Power Base.
- Use a sponge or dish cloth dampened with warm soapy water to wipe down the inside and outside of the Power Base until clean.
- Pay particular attention to the white actuator tabs on the inside of the Power Base to loosen any

stuck or sticky debris from drips and spills. If necessary you may use a small brush to scrub the area to ensure it is kept clean.

EXTRACTOR BLADES:

- **DO NOT REMOVE THE GASKET** as this may permanently damage the Cross Blade and cause leakage. If after washing as indicated additional disinfecting is desired, you may rinse with a 10% vinegar/water solution or with lemon juice. If, over time, the gasket becomes loose or damaged, you may order a new Cross Blade at NutriLiving.com or contact Customer Service for a replacement Cross Blade.
- Dry the Cross Blades completely. It is helpful to turn the blade on its side in your dish drainer to ensure BOTH SIDES of the Cross Blade are completely dried.
- We recommend replacing your Magic Bullet® Cross Blade every 6 months or as needed for optimal performance. To order replacement Cross Blades, simply visit: NutriLiving.com.

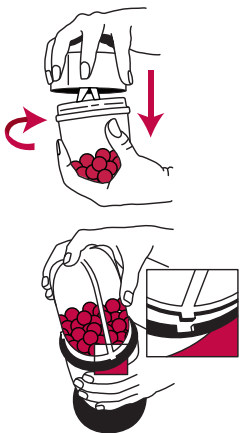
BLENDING CUPS (CUPS, LIDS AND LIP RINGS):

- These items are all TOP RACK dishwasher safe. We recommend rinsing them and giving them a quick brush with a dish brush to remove any dried debris before washing them in the dishwasher. NEVER use the sanitize cycle to wash the blending cups as this may warp the plastic.
- Regularly check the tabs (3) on the sides of the cups for damage (cracking, crazing, breakage or rounding). If the tabs are damaged, discontinue use and replace immediately to prevent possible personal injury.

SAVE THESE INSTRUCTIONS!
HOUSEHOLD USE ONLY

USING THE MAGIC BULLET®


Using the Magic Bullet® is as easy as 1, 2, 3:



1 Load the ingredients into the **Tall Cup, Short Cup** or **Party Mug** (do not exceed the MAX line).

2 Twist on the **Cross Blade** until the blade and cup have a tight seal.

3 Line up the tabs on the cup and with the tabs on the **Power Base**. Press the cup down onto the base to turn on the machine.

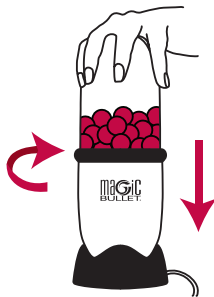


HERE'S HOW IT WORKS:

The Magic Bullet® will blend for as long as you press the cup down onto the **Power Base**. To stop blending, simply release pressure on the cup.

"LOCK ON" MODE:

For hands-free operation, press down and gently turn the cup clockwise until the tabs lock under the lip of the **Power Base**. Once you are in **Lock On Mode**, the motor will run continually (do not run for longer than a minute!). To turn it off, simply twist the cup back counter-clockwise and release the cup.



CAUTION: Before using the cross blade, check the gasket to make sure it is not damaged and it is completely seated in the Cross Blade unit before each use.

Never put your hands or utensils near the moving Cross Blades and never use your hands or utensils to press the activator buttons down while the Power Base is plugged in.

IF THE CROSS BLADE STOPS SPINNING WHILE IN LOCK ON MODE, IMMEDIATELY UNPLUG THE MAGIC BULLET®. Hard ingredients like carrots or celery can get stuck in the Cross Blade and stop it from turning. If this happens, **UNPLUG THE MAGIC BULLET® RIGHT AWAY.** Remove the blade/cup assembly from the Power Base, and give ingredients a good shake to unblock the Cross Blade. If the Cross Blade still remains obstructed, twist the Cross Blade attachment off of the cup and carefully spin the metal blades using a utensil (not your fingers) to release the blockage. Reattach the Cross Blade to the cup, plug in the Magic Bullet® and try again. It should spin normally.

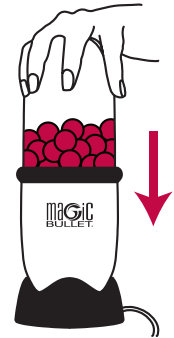
NEVER RUN THE MAGIC BULLET FOR MORE THAN ONE MINUTE AT A TIME, AS IT CAN CAUSE PERMANENT DAMAGE TO THE MOTOR. If the motor stops working, unplug the Power Base and let it cool for a few hours before attempting to use it again. Your Magic Bullet® has an internal thermal breaker that shuts the unit off when it overheats. Letting the thermal breaker cool down should allow it to reset.

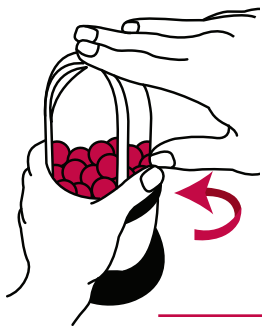
MAGIC BULLET® TECHNIQUES

THE “PULSE” TECHNIQUE

If you’re looking to prepare foods with a chunkier texture in the Magic Bullet®, like fresh salsa or chopped onions, you should use the **Pulse Technique**.

To **pulse**, simply press the Magic Bullet® cup down on the **Power Base**, then quickly release. Let the **Cross Blade** come to a complete stop before pulsing again. Two to three pulses will generally yield a coarse, even chop, while more pulses create a finer texture.





THE SECRET:

The trick to successful **pulsing** is to make sure that the machine doesn't accidentally slip into **Lock On Mode**. To avoid this, simply use your other hand to apply counter-clockwise pressure on the cup as you **pulse**.

1 Hold the cup at the base and apply counter-clockwise pressure to it to keep it from locking on.

2 With your other hand, tap the top of the cup and immediately release. Continue **pulsing** until you get the consistency you want.

THE "SHAKE" TECHNIQUE

This technique is helpful when working with dense ingredients that don't always distribute evenly when blending. If you find the ingredients at the top of the cup aren't making it to the Cross Blade, try one of the following:

THE "COCKTAIL" SHAKE

When making smoothies, dips or other recipes:

1 Remove the cup/blade assembly from the **Power Base**.

2 Shake it like a cocktail shaker, then return it to the **Power Base**.

3 Repeat if necessary until you achieve the consistency you want.

THE "SHAKIN' PULSE"

Use this technique to coarsely chop ingredients for recipes like salsa, gazpacho, and tuna or chicken salad.

- 1 Before pulsing, lift the whole Magic Bullet® (**Power Base** and cup/blade assembly) with both hands. Make sure one hand grips the cup while the other holds the **Power Base**.
- 2 Shake the entire unit downwards with enough force to dislodge the ingredients. Place it back on the counter-top, and **pulse** again.
- 3 Repeat until your food reaches the desired consistency.

THE "TAP" TECHNIQUE

If ingredients are sticking to the sides of the cup, use this technique to move them down to the **Cross Blade**:

- 1 Take the cup off the **Power Base** and gently **tap** the cup/blade assembly on the counter to force the ingredients down into the **Cross Blade**.
- 2 Return cup/blade assembly to the **Power Base** and finish processing.

For delicious recipes, go to
GETMAGICBULLET.COM/RECIPES

STORING LEFTOVERS IN THE MAGIC BULLET® CUPS

The Magic Bullet® includes two **Stay-Fresh Resealable Lids** that twist directly onto your Magic Bullet® cups, allowing you to prep food ahead of time, keep leftovers fresh, or take your meal on the go without dirtying an extra storage container.

EASY CLEAN-UP

CLEANING THE MAGIC BULLET®

The Magic Bullet® doesn't only quickly prepare food, it also saves a huge amount of cleanup time! This little machine lets you make delicious pasta sauces, salsa, sandwich fillings, fresh soups, and more without dirtying a single cutting board, pot, or pan.

Cleaning all your Magic Bullet® pieces is also a snap. All cups and Stay-Fresh Resealable Lids can be washed in the top shelf of the dishwasher, and the blades can be quickly hand washed with soap and water.

CLEANING THE MAGIC BULLET® POWER BASE

The **Power Base** doesn't generally get dirty, but liquids can leak out of cups and into the base and activator tabs if the cross blade isn't twisted on tightly enough during blending. If this happens, **UNPLUG THE POWER BASE** (this is very important), then wipe the inside and outside of the base with a damp cloth. Let the machine dry for a few minutes before using again.

If leakage isn't immediately or thoroughly cleaned, it can dry in the **Power Base**, leaving sticky residue on the activator tabs. Sticky tabs can get jammed in lock-on mode during blending, causing the motor to continue spinning even after the cup/Cross Blade assembly is removed from the base. If this happens, immediately unplug the **Power Base**. Using a damp cloth, work the activator buttons up and down to soften and remove any stuck-on substances. Let the **Power Base** dry for a few minutes before blending again.

TIPS: Always unplug the Magic Bullet when cleaning or assembling.

STUBBORN CLEANUP: If ingredients dry inside the Magic Bullet® cups, make your cleanup a snap by filling the cup about 2/3 full with room temperature soapy water (not hot) and screw on the Cross Blade. Place the cup/blade assembly on the Power Base for about 20-30 seconds. This will loosen the stuck ingredients, and with a light scrub and rinse, you'll be all done.

CAUTION: Do not put the Cross Blades in the dishwasher as the heat may cause the gaskets to deteriorate or come loose.

Never submerge the Power Base in water or place it in dishwasher. Never put your hands or utensils near the moving Cross Blade and never use your hands or utensils to press the activator buttons down while the Power Base is plugged in.

MAGIC BULLET® ONE-YEAR LIMITED WARRANTY

LIMITED WARRANTY FOR MAGIC BULLET®

The Magic Bullet® limited warranty obligations are confined to the terms set forth below:

Homeland Housewares, LLC, warrants the Magic Bullet® against defects in materials and workmanship for a period of one year from the date of original retail purchase. This limited warranty is valid only in the country in which the product is purchased and comes with the product at no additional charge, however shipping and processing fees will be incurred for returns, replacements and or refunds.

If a defect exists, and Magic Bullet® is obligated under this limited warranty, at its option, Homeland Housewares, LLC will (1) repair the product at no charge, using new or refurbished replacement parts, (2) exchange the product with a product that is new or that has been manufactured from new or serviceable used parts and is at least functionally equivalent to the original product, or (3) refund the purchase price of the product. A replacement product assumes the remaining warranty of the original product. A repaired product has a one-year warranty from the date of repair. When a product or part is exchanged, any replacement item becomes your property and the replaced item becomes Homeland Housewares, LLC's property. When a refund is given, your product becomes Homeland Housewares, LLC's property.

OBTAINING WARRANTY SERVICE

For limited warranty service, simply call our customer service department @1-800-523-5993 or contact us via email from our website at www.GetMagicBullet.com, simply click the Customer Service link and fill out the customer service form, and we will be glad to help you. When you contact our customer service department you will be asked for your name, address, telephone number and to provide proof of the original purchase (receipt) containing a description of the product(s), purchase date, and the appropriate Magic Bullet® bar code(s). Before you send your product for limited warranty service please make sure to keep a copy of all relevant documents for your files (receipt, etc.). It is always recommended to purchase product insurance and tracking services when sending your product for service. Remember, shipping and processing fees will be incurred and are not covered by the one-year limited warranty.

EXCLUSIONS AND LIMITATIONS

This Magic Bullet® One-Year Limited Warranty applies only to Magic Bullet® products distributed by or for Homeland Housewares, LLC that can be identified by the "Magic Bullet" trademark, trade name, logo affixed to it and bar code. The Magic Bullet® One-Year Limited Warranty does not apply to any other products that may appear to be authentic, but were not distributed/ sold by www.NutriLiving.com or www.GetMagicBullet.com.

Normal wear and tear is not covered by this limited warranty. This limited warranty applies to consumer use only, and is void when the product is used in a commercial or institutional setting.

This limited warranty gives you specific legal rights, and you may also have other rights which

vary from state to state. Homeland Housewares, LLC is not liable for any damage to products not covered by this warranty (e.g., cups, book, User Guide).

This limited warranty does not apply: (a) to damage caused by accident, abuse, misuse, or misapplication; (b) to damage caused by improper maintenance (including unauthorized parts service); (c) to a product or a part that has been modified in any way; (d) if any Magic Bullet® bar code or trademark has been removed or defaced; and or (e) if the product has been used with an adapter/converter.

THIS LIMITED WARRANTY AND THE REMEDIES SET FORTH ABOVE ARE EXCLUSIVE AND IN LIEU OF ALL OTHER WARRANTIES, REMEDIES AND CONDITIONS, WHETHER ORAL OR WRITTEN, EXPRESS OR IMPLIED. HOMELAND HOUSEWARES, LLC SPECIFICALLY DISCLAIMS ANY AND ALL IMPLIED WARRANTIES, INCLUDING, WITHOUT LIMITATION, WARRANTIES OF MERCHANTABILITY AND FITNESS FOR A PARTICULAR PURPOSE.

IF HOMELAND HOUSEWARES, LLC CANNOT LAWFULLY DISCLAIM IMPLIED WARRANTIES UNDER THIS LIMITED WARRANTY, ALL SUCH WARRANTIES, INCLUDING WARRANTIES OF MERCHANTABILITY AND FITNESS FOR A PARTICULAR PURPOSE ARE LIMITED IN DURATION TO THE DURATION OF THIS LIMITED WARRANTY.

NO MAGIC BULLET RESELLER, AGENT, OR EMPLOYEE IS AUTHORIZED TO MAKE ANY MODIFICATION TO THIS WARRANTY.

HOMELAND HOUSEWARES, LLC IS NOT RESPONSIBLE FOR DIRECT, SPECIAL, INCIDENTAL OR CONSEQUENTIAL DAMAGES RESULTING FROM ANY BREACH OF WARRANTY OR CONDITION, OR UNDER ANY OTHER LEGAL THEORY, INCLUDING BUT NOT LIMITED TO LOST PROFITS, DOWNTIME, GOODWILL, DAMAGE TO OR REPLACEMENT OF EQUIPMENT AND PROPERTY. HOMELAND HOUSEWARES, LLC SPECIFICALLY DOES NOT REPRESENT THAT IT WILL BE ABLE TO REPAIR ANY PRODUCT UNDER THIS LIMITED WARRANTY.

Some states and provinces do not allow the exclusion or limitation of incidental or consequential damages or exclusions or limitations on the duration of implied warranties or conditions, so the above limitations or exclusions may not apply to you. This warranty gives you specific legal rights, and you may also have other rights that vary by state or province.

MAGIC BULLET® FOUR (4) YEAR EXTENDED WARRANTY

EXTENDED WARRANTY FOR MAGIC BULLET®

The Magic Bullet® extended warranty obligations are limited to the terms set forth below:

For a fee of \$12.49 you may purchase an extended four (4) year extended warranty for your Magic Bullet®. The four (4) year extended warranty must be purchased within the original one-year limited warranty period (e.g., within one year of the date of the purchase) and does not cover shipping and processing fees for returns, replacements and or refunds.

Homeland Housewares, LLC warrants the Magic Bullet® against defects in materials and workmanship for a period of four (4) years from the date of the expiration of the one-year limited warranty that comes with the Magic Bullet® free of charge. That means, when you purchase the four (4) year extended warranty service you are getting 51 months of coverage from the date of the original purchase. This extended warranty is valid only in the country in which the product is purchased and must be registered at MyNutriLiving.com to be valid.

If a defect exists, and Homeland Housewares, LLC is obligated under this extended warranty, at its option Homeland Housewares, LLC will (1) repair the product at no charge, using new or refurbished replacement parts, (2) exchange the product with a product that is new or that has been manufactured from new or serviceable used parts and is at least functionally equivalent to the original product, or (3) refund the purchase price of the product. A replacement product assumes the remaining extended warranty of the original product. A repaired product has a two (2) year warranty from the date of repair. When a product or part is exchanged, any replacement item becomes your property and the replaced item becomes Homeland Houseware's property. When a refund is given, your product becomes Homeland Houseware's property.

OBTAINING EXTENDED WARRANTY SERVICE

For extended warranty service, you must first register your Magic Bullet® at MyNutriLiving.com. Then, if you experience any issue with your Magic Bullet®, simply call our customer service department @1-800-523-5993 or contact us via email from our website at www.GetMagicBullet.com, simply click the Customer Service link, fill out the form, and we will be glad to help you. When you contact our customer service department you will be asked for your name, address, telephone number and to provide proof of the original purchase (receipt) containing a description of the product(s), purchase date, and the appropriate Magic Bullet® bar code(s). Before you send your product for extended warranty service please make sure to keep a copy of all relevant documents for your files (receipt, etc.). It is always recommended to purchase product insurance and tracking services when sending your product for service. Remember, shipping and processing fees will be incurred and are not covered by the four (4) year extended warranty.

EXCLUSIONS AND LIMITATIONS

This Magic Bullet® Four (4) Year Extended Warranty applies only to products distributed by or for Magic Bullet that can be identified by the "Magic Bullet" trademark, trade name, and the Magic Bullet® logo affixed to it and bar code. The Magic Bullet® Four (4) Year Extended Warranty cannot be purchased for a product that may appear to be authentic, but was not distributed by www.GetMagicBullet.com.

Normal wear and tear is not covered by this extended warranty. This extended warranty applies to consumer use only, and is void when the product is used in a commercial or institutional setting.

This extended warranty applies only to the original consumer purchaser and is not transferable. In addition, proof of purchase must be demonstrated.

Repair or replacement of the product (or, if repair or replacement is not feasible, a refund of the purchase price) is the exclusive remedy of the consumer under this extended warranty.

Homeland Housewares, LLC shall not be liable for any incidental or consequential damages for breach of this extended warranty or any implied warranty on this product.

This extended warranty gives you specific legal rights, and you may also have other rights which vary from state to state. Homeland Housewares, LLC is not liable for any damage to products not covered by this warranty (e.g., cups).

This extended warranty does not apply: (a) to damage caused by accident, abuse, misuse, or misapplication; (b) to damage caused by improper maintenance (including unauthorized parts service); (c) to a product or a part that has been modified in any way; (d) if any Magic Bullet® bar code or trademark has been removed or defaced; (e) and or if the product has been used with an adapter or converter.

THIS EXTENDED WARRANTY AND THE REMEDIES SET FORTH ABOVE ARE EXCLUSIVE AND IN LIEU OF ALL OTHER WARRANTIES, REMEDIES AND CONDITIONS, WHETHER ORAL OR WRITTEN, EXPRESS OR IMPLIED. HOMELAND HOUSEWARES, LLC SPECIFICALLY DISCLAIMS ANY AND ALL IMPLIED WARRANTIES, INCLUDING, WITHOUT LIMITATION, WARRANTIES OF MERCHANTABILITY AND FITNESS FOR A PARTICULAR PURPOSE. IF

HOMELAND HOUSEWARES, LLC CANNOT LAWFULLY DISCLAIM IMPLIED WARRANTIES UNDER THIS LIMITED WARRANTY, ALL SUCH WARRANTIES, INCLUDING WARRANTIES OF MERCHANTABILITY AND FITNESS FOR A PARTICULAR PURPOSE ARE LIMITED IN DURATION TO THE DURATION OF THIS WARRANTY.

NO MAGIC BULLET® RESELLER, AGENT, OR EMPLOYEE IS AUTHORIZED TO MAKE ANY MODIFICATIONS TO THIS EXTENDED WARRANTY.

HOMELAND HOUSEWARES, LLC IS NOT RESPONSIBLE FOR DIRECT, SPECIAL, INCIDENTAL OR CONSEQUENTIAL DAMAGES RESULTING FROM ANY BREACH OF THIS EXTENDED WARRANTY OR CONDITION, OR UNDER ANY OTHER LEGAL THEORY, INCLUDING BUT NOT LIMITED TO LOST PROFITS, DOWNTIME, GOODWILL, DAMAGE TO OR REPLACEMENT OF EQUIPMENT AND PROPERTY. HOMELAND HOUSEWARES, LLC SPECIFICALLY DOES NOT REPRESENT THAT IT WILL BE ABLE TO REPAIR ANY PRODUCT UNDER THIS EXTENDED WARRANTY.

Some states and provinces do not allow the exclusion or limitation of incidental or consequential damages or exclusions or limitations on the duration of implied warranties or conditions, so the above limitations or exclusions may not apply to you. This warranty gives you specific legal rights, and you may also have other rights that vary by state or province.

**Homeland Housewares, LLC | <http://www.GetMagicBullet.com>
All rights reserved. Magic Bullet logo is a trademark of CAPBRAN HOLDINGS, LLC
registered in the U.S.A. and other countries.**



MAGIC BULLET® USER GUIDE

MANY KITCHEN APPLIANCES promise to make your life easier, but with their bulky size, difficult cleanup, and lack of flexibility, they actually create more work for you! Enter the Magic Bullet®. This compact, little machine acts as a food processor, blender, and electric mixer all in one. It's small, versatile, and easy to clean — completing tasks so quickly, it's like having a personal, counter-top magician!

MAGIC BULLET is a registered trademark of CAPBRAN HOLDINGS, LLC.
Copyright © 2018 CAPBRAN HOLDINGS, LLC.
HOMELAND HOUSEWARES, LLC. LOS ANGELES, CA 90025, USA.
ALL RIGHTS RESERVED. MADE IN CHINA.

