


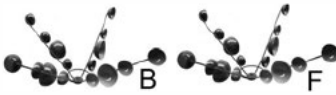











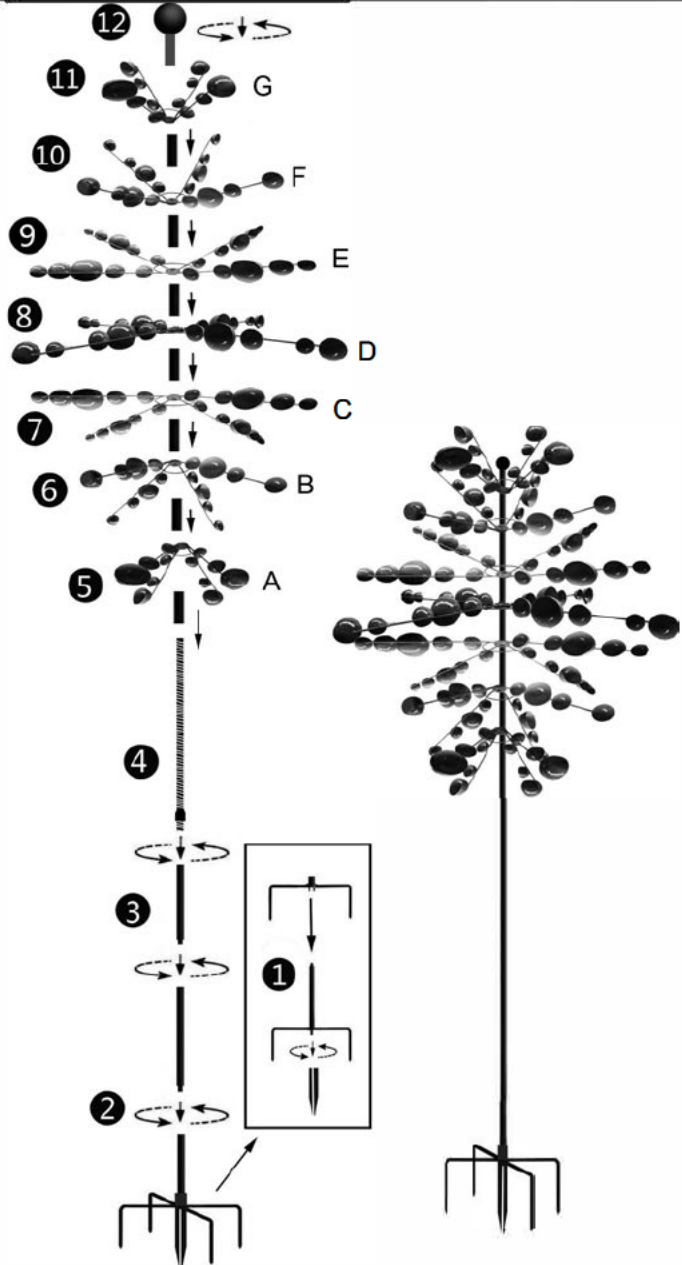


# 21x29cm

## Fireworks Wind Spinner 86" ASSEMBLY INSTRUCTIONS

### PARTS LIST:

			
large blade		1pc	
			
			
big blades		2pcs	
			
			
medium blades		2pcs	
			
			
small blades		2pcs	
			
1pc	1pc	1pc	1pc
			
1pc	7pcs	1pc	1pc



Note: Before staking into the ground, make sure the ground is soft.  
If the ground is not soft, moisten the ground with water.

**WARNING:** Do not leave out in high winds as it may damage the product.