






Lorimar Planter (S/3) (Sapphire) 
115447-5903 93 lbs
17.75"W x 15.75"H
14.25"W x 13.00"H
10.75"W x 9.50"H



Martine Planter (S/4) (Sapphire) 
115114-5904 125 lbs
23.50"W x 17.50"H
18.00"W x 15.25"H
15.75"W x 13.75"H
9.75"W x 9.50"H



Andromeda Planter (S/4) (Sapphire) 
115126-5904 175 lbs
28.25"W x 22.50"H
22.00"W x 17.75"H
15.75"W x 13.75"H
11.75"W x 11.50"H