

USER'S MANUAL
Bamboo Plant Stand
HZ10005

THIS INSTRUCTION BOOKLET CONTAINS **IMPORTANT** SAFETY INFORMATION. PLEASE READ AND KEEP FOR FUTURE REFERENCE.

Please give us a chance to make it right and do better!


Contact our friendly customer service department for help first.

Replacements for missing or damaged parts will be shipped ASAP!

Before You Start

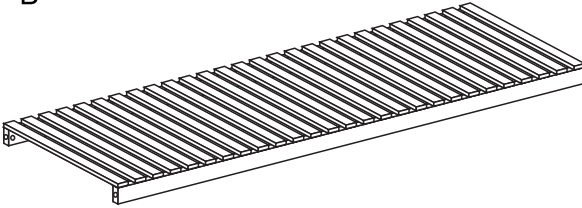
- ⚠ Please read all instructions carefully.
- ⚠ Retain instructions for future reference.
- ⚠ Separate and count all parts and hardware.
- ⚠ Read through each step carefully and follow the proper order.
- ⚠ We recommend that, where possible, all items are assembled near to the area in which they will be placed in use, to avoid moving the product unnecessarily once assembled.
- ⚠ Always place the product on a flat, steady and stable surface.
- ⚠ Keep all small parts and packaging materials for this product away from babies and children as they potentially pose a serious choking hazard.

A



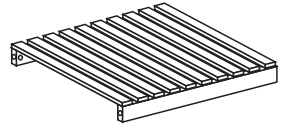
x8

B



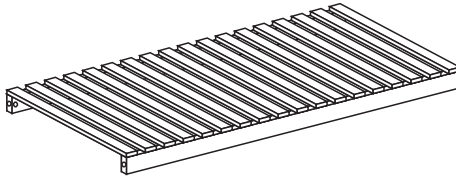
x2

C



x2

D



x2

M12*20MM



M12*13MM

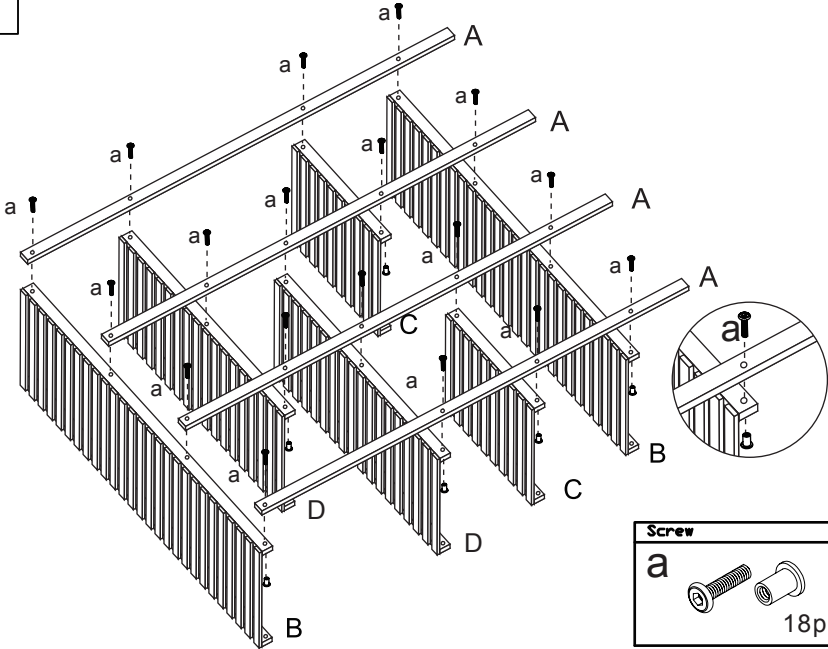


ax36



cx1

1



2

