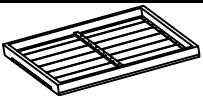





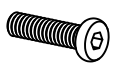

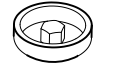
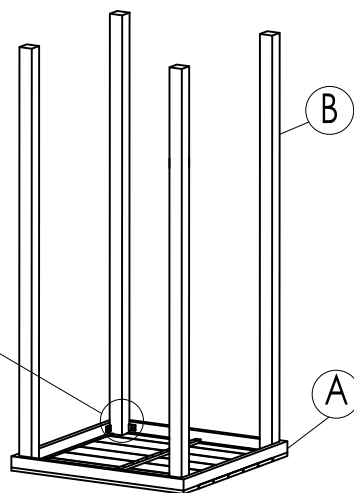
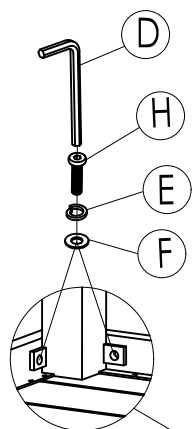


|   |   |     |
|---|---|-----|
| A |        | X 1 |
| B |        | X 4 |
| C |        | X 1 |
| D |        | X 1 |
| E |  M6    | X 8 |
| F |  M6    | X 8 |
| G |  M6*20 | X 8 |
| H |  M6*25 | X 8 |
| I |       | X 8 |



Lock the screws into 3/4 parts according to the instructions,<sup>D</sup> after levelling the product, tighten all the screws at the end



1 2  
3

