




FL-10186-MA BRESSE END TABLE CIGAR HUMIDOR

UPC# 792105887624

ASSEMBLY INSTRUCTIONS

Made In Vietnam





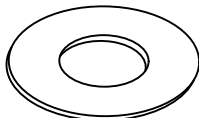



Questions, problems, missing parts? Before returning to your retailer, call our customer service department at 1-888-315-6658, 8 a.m - 5 p.m. EST, Monday-Friday.

Thank you for purchasing this quality product. Be sure to check all packing material carefully for small parts, which may have come loose inside the carton during shipment. Count all parts and material hardware, then compare with parts list to be sure all parts are present. If any parts are missing or damaged, phone, fax, or mail to our Customer Service Department for efficient and speedy service. Please indicate the model number and code letter of part(s) needed.

NOTE: In order to prevent damage during assembly, please assemble this item with at least two people.

IMPORTANT NOTE: Follow instructions listed below in proper sequence as numbered to assure fast, easy and correct assembly.

PARTS LIST		
A 	B 	C 
MAIN BODY-1PC	LEGS-4PCS	BOLTS-8PCS
D 	E 	F 
LOCK WASHERS-8PCS	WASHERS-8PCS	HEX KEY-1PC

ASSEMBLE THE MAIN BODY THE SHELVES PANEL

- Attach the legs panel B to the main body using the bolts C with washers C and D.
- When assembled, tighten the bolts with the hex key F.

