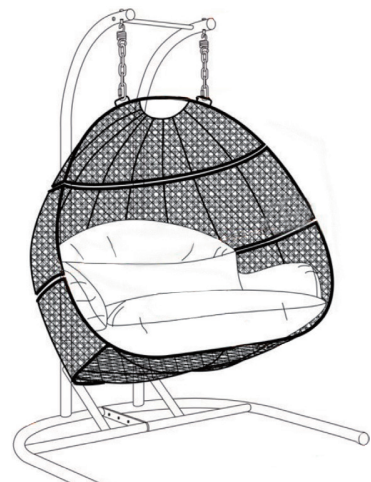




Your Home Our Passion



For more information, please visit our website:
www.directwicker.com



PAL-2022

INSTRUCTION MANUAL

Hello! Please read these important attentions...
Please put a thick carpet on the ground to protect the furniture finish and corners. During the installation process, **DON'T** fasten screws tight 100% at a time.

Assembly Instructions

NUMBER	COMPONENT	QUANTITY
A	14/17mm Hex wrench	2PCS
B	4mm hex bolt driver	1PC
C	6mm hex bolt driver	1PC
D	8mm hex bolt driver	1PC
I	8*20mm screw	10PCS
S	Shim	20PCS

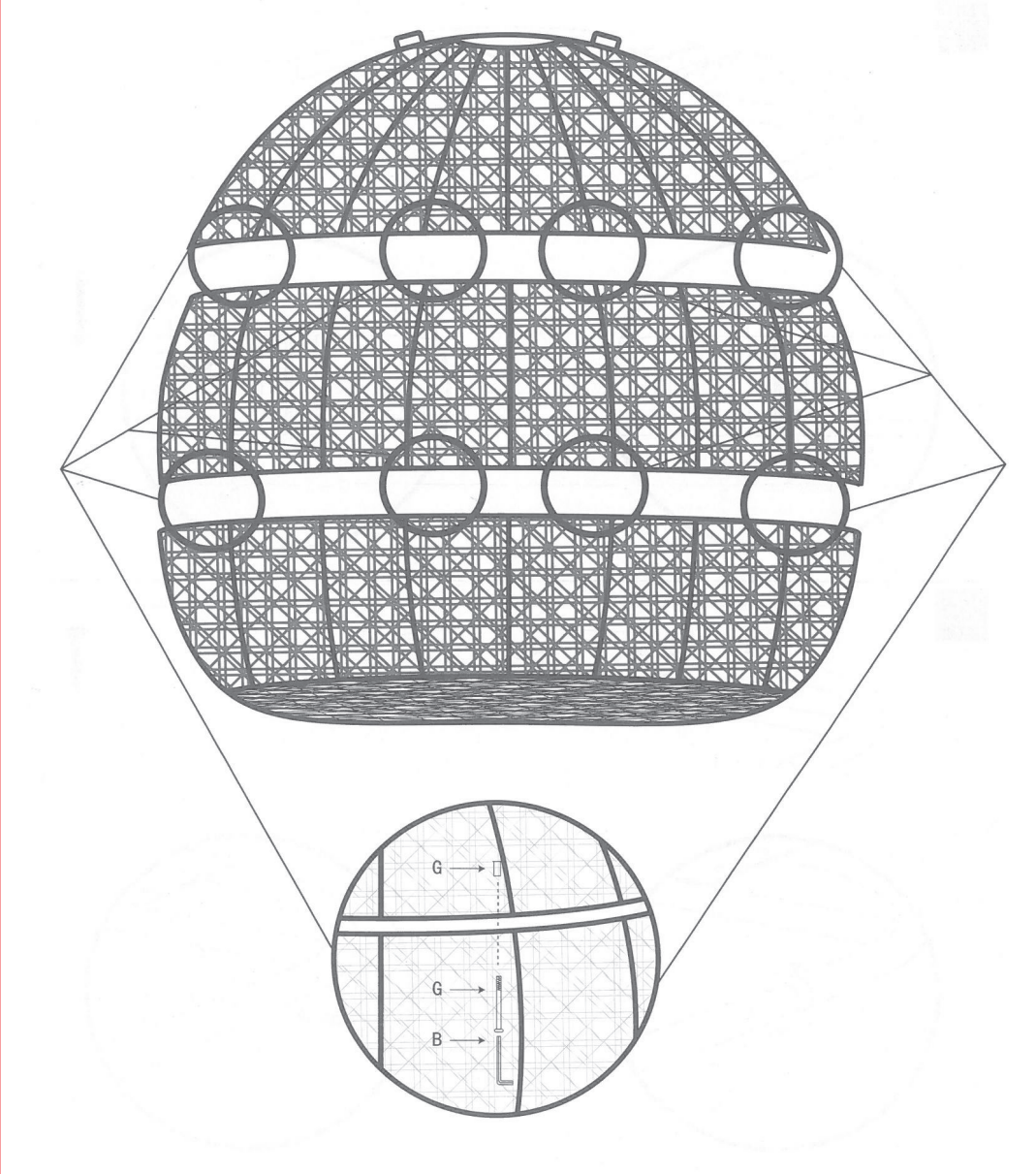
Assembly Instructions

NUMBER	COMPONENT	QUANTITY
G	6*40mm bolt	8PCS
F	8*50mm bolt	4PCS
K	Bolt	2PCS
J	Spring steel	2PCS
L	Connection buckle	2PCS
M	Chain	2PCS

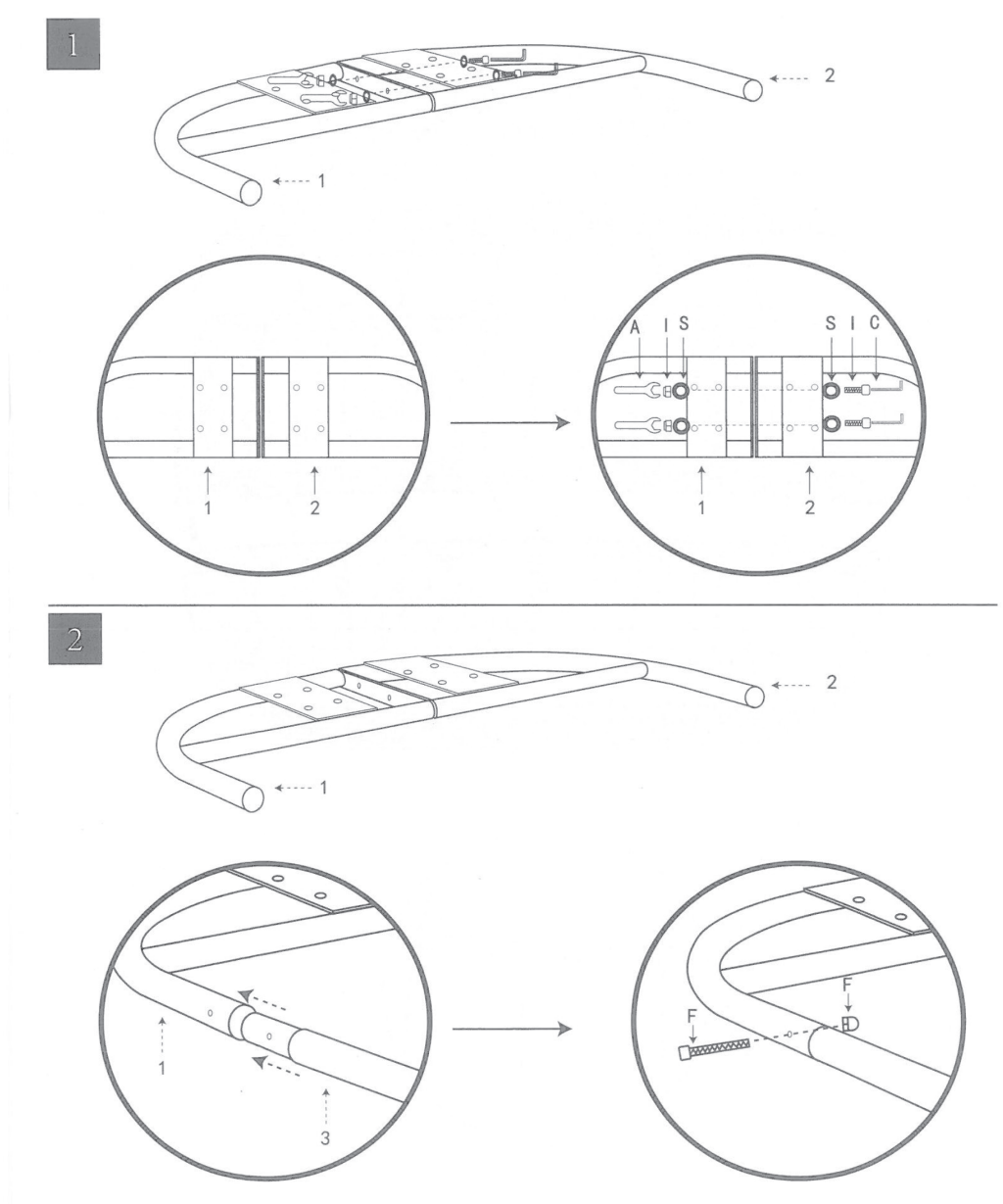
Assembly Instructions

NUMBER	COMPONENT	QUANTITY
1	Right base	1PC
2	Left base	1PC
3	Bases connector	2PCS
4	Lower suspension arm	2PCS
5	Upper suspension arm	2PCS
6	Suspension arm fixator	2PCS
7	Top of basket	1PC
8	Middle of basket	1PC
9	Base of basket	1PC
10	Cushion	1PC

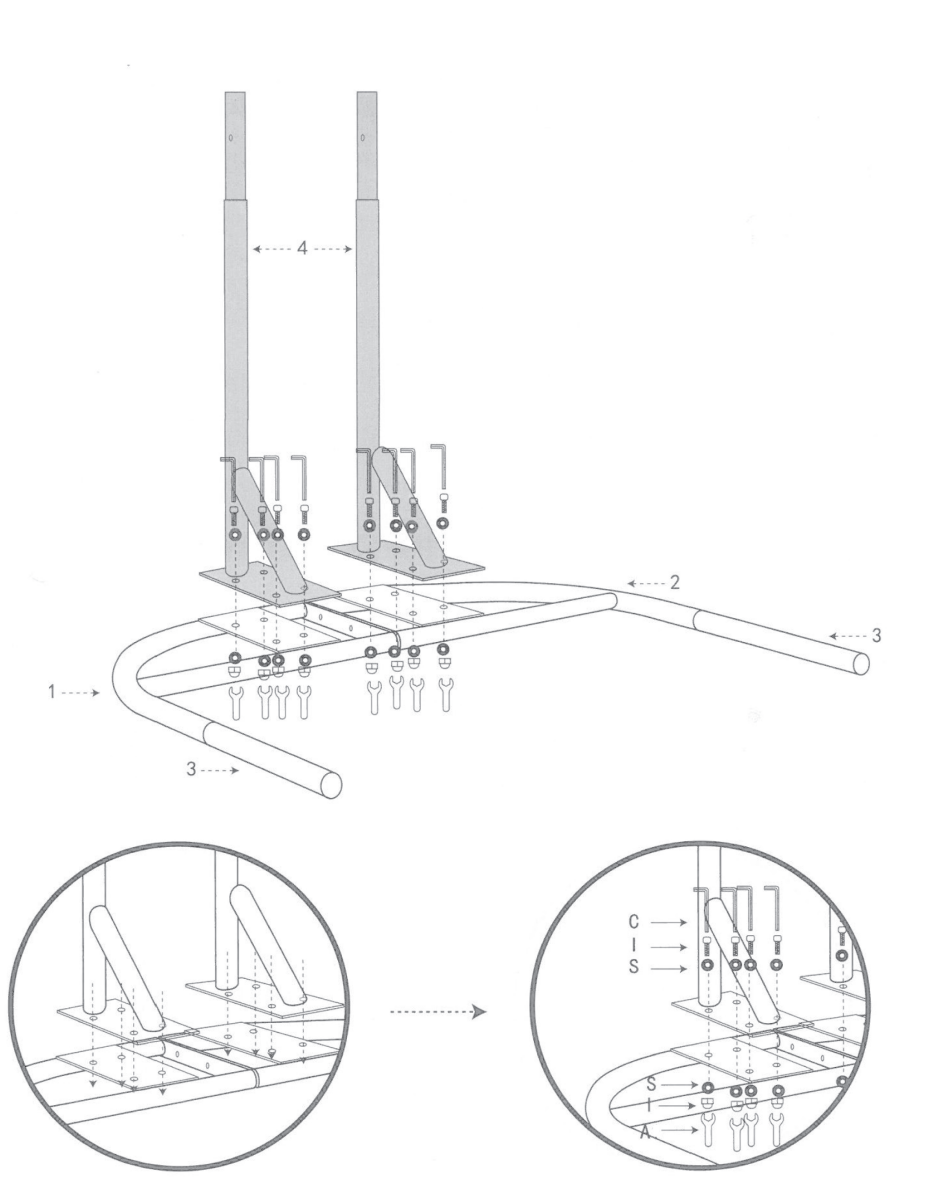
Installation steps-1



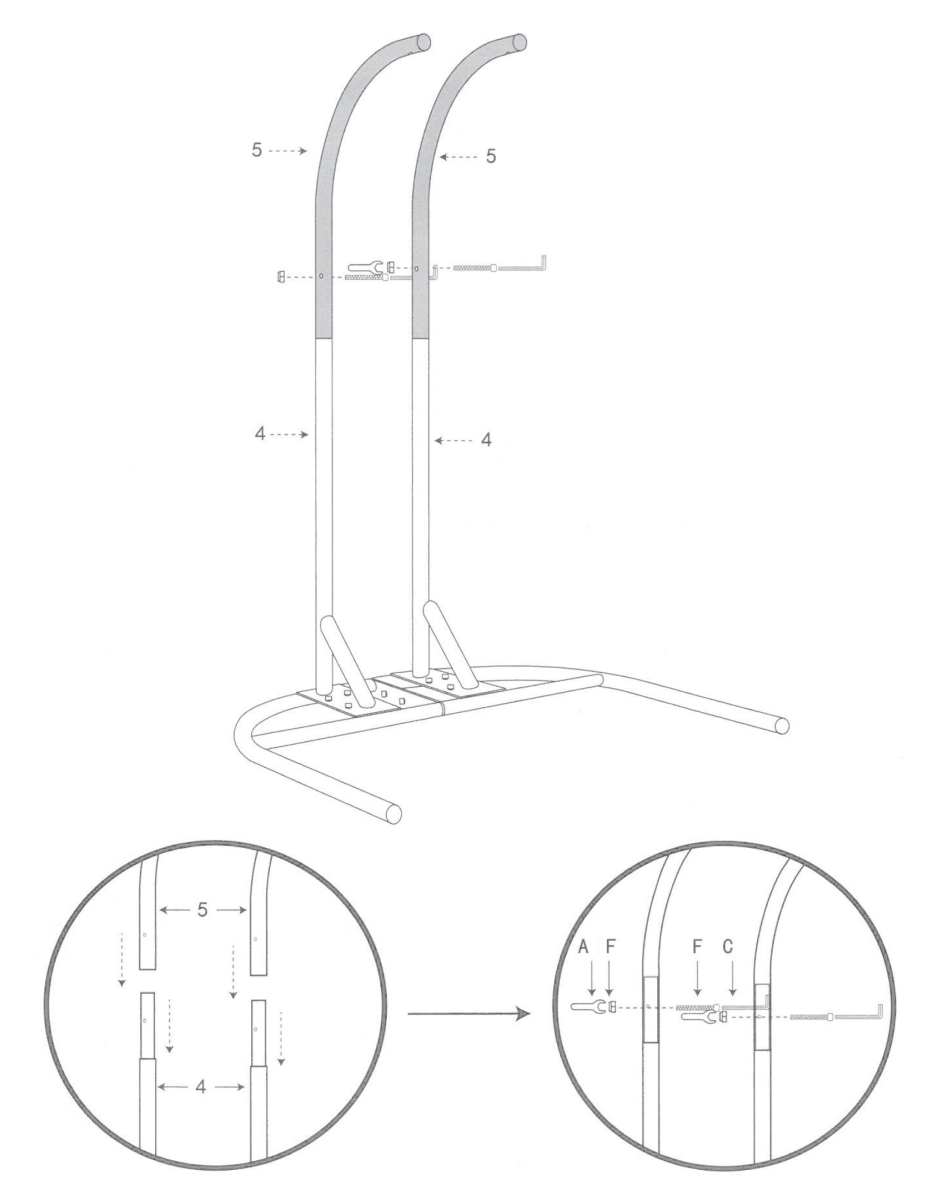
Installation steps-2



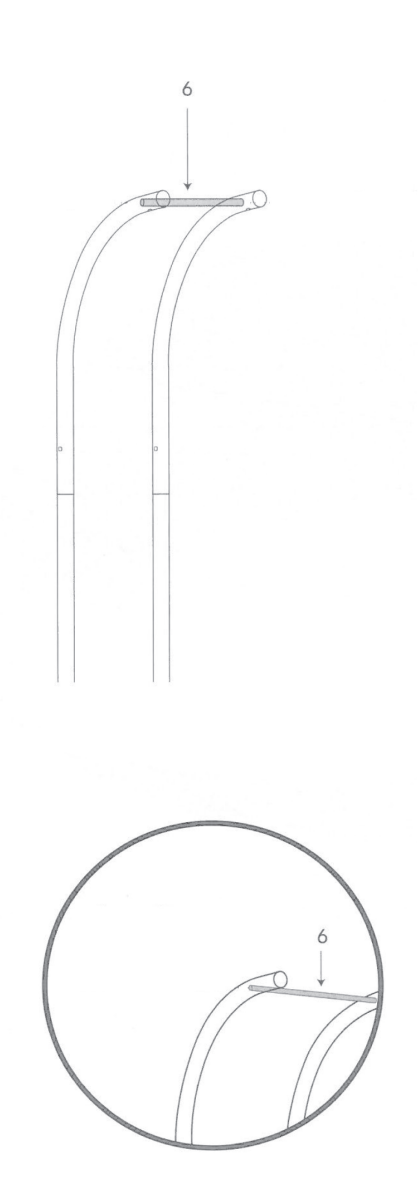
Installation steps-3



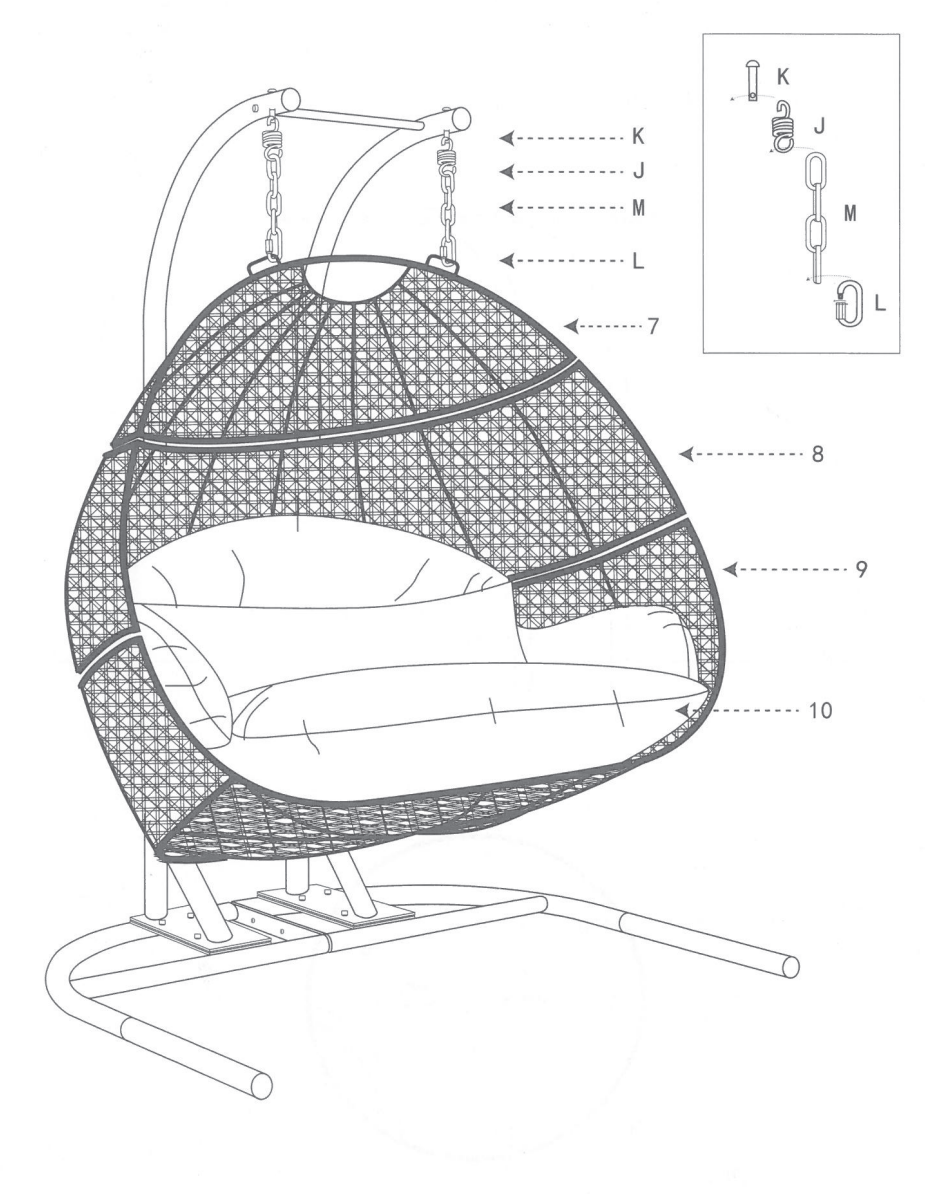
Installation steps-4



Installation steps-5



Installation steps-6



FORM FOR REPLACING MISSING OR DAMAGED PIECES.

Please email to : customerservice@directwicker.com

Model # of product: _____
 Ordered by: _____
 Ordered No: _____
 Delivery date: _____

Were the boxes good when delivery to you Yes / No
 Upon receiving the product, were all the parts intact Yes / No

Name: _____
 Address: _____
 Tel: _____

If the product is found damaged after a assembly, please provide photo of the entire furniture set and all damaged areas.

Part#	Qty	Description	Missing/Damaged
			M / D
			M / D
			M / D
			M / D

If you do not receive a notification of the replacement parts within 1 week, please email us at customerservice@directwicker.com.



Customer Instruction Card

To our most beloved and valued customer:
 Thank you for your order, and we appreciate your trust and support.
 If you need any assistance or have any questions about your order, please reach our customer service team with your order number at:
Direct Wicker Corp Tel: (813)-304-1389
 ET: 9 AM - 5 PM, Monday-Friday
 If you would like to know more about Direct Wicker or need to forward documents, you can also reach us at customerservice@directwicker.com
 Our team will always be here to help.

- Common Questions:
- Normally the cushion is placed within the ottoman/ chair, please turn it upside down, you may find the cushion.
 - Please do not fully tighten the screws before all parts were assembled successfully, in case the products can not be lined up in position.
 - Furniture sets are mostly delivered in multiple cartons. If the numbers of boxes you received are not correct/missing. Please contact us via phone or email with your order number.
 - Our cushions are considered as shower proof, and we recommend that when the furniture set is not in use, cover it with a furniture cover or store it in dry place.
 - Always be careful when cleaning or handling glass (Always wear gloves and read the instructions of any household cleaner.) We do not advise placing hot objects such as tea or coffee pots directly onto the surface of the glass, always use coasters.
 - If you would like to return the order, be sure to also return any accessories and packing slips that came with your original package.
 - For all your accessory needs, please visit our brand's official website: directwicker.com.
 - To preserve the longevity and beauty of your glass-topped wicker table, we recommend placing it in a shaded area away from direct sunlight. Additionally, please use a rain cover to protect it when not in use.

Thank you for your understanding and cooperation, we wish you a fantastic shopping experience with us, and we are looking forward to serving you again!

Direct Wicker Team