

Reminders

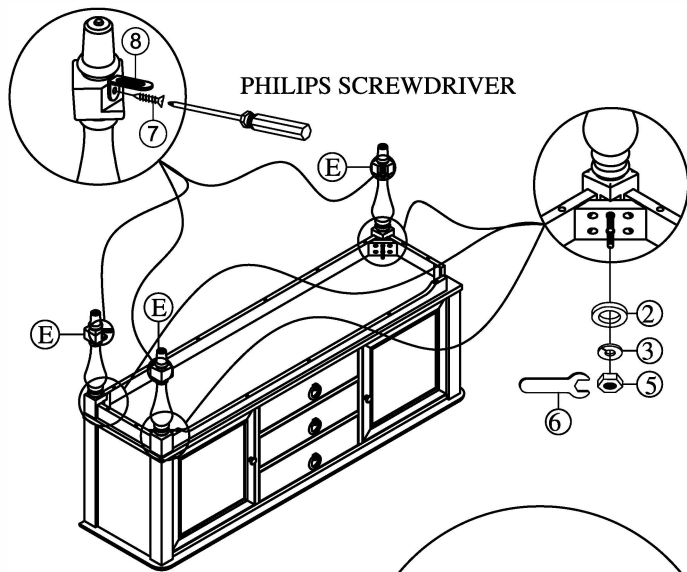
1. Two people are needed for assembly.
2. Use only the hardware supplied.
3. Do not over-tighten bolts.
4. This item may require periodic tightening.

# ASSEMBLY INSTRUCTIONS

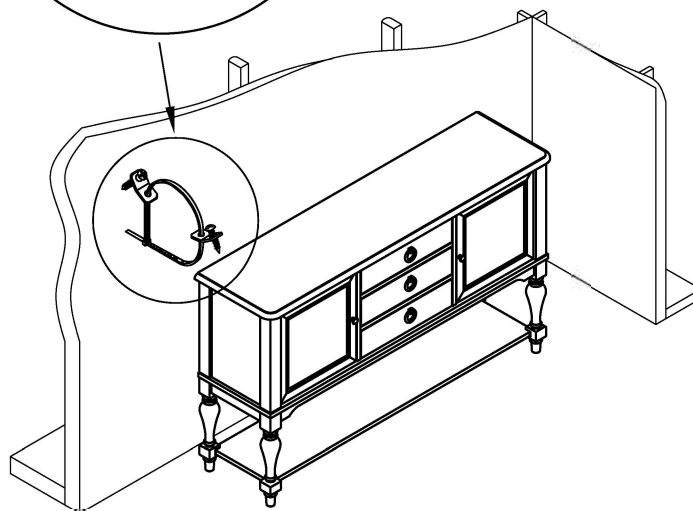
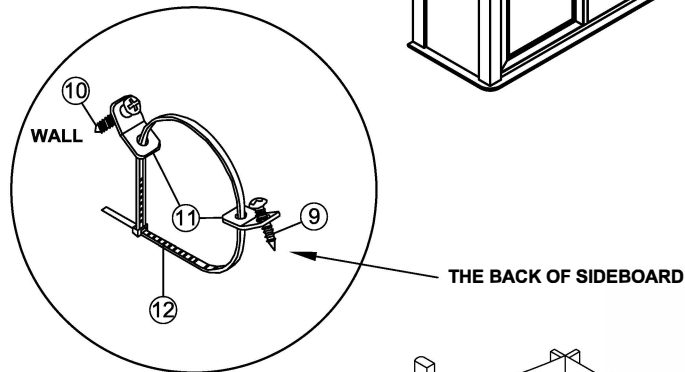
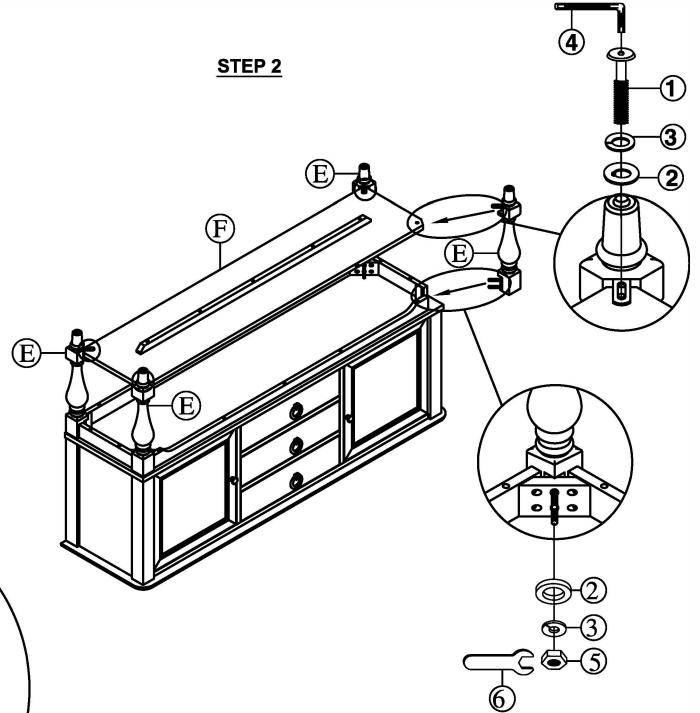
**IMPORTANT NOTE:**

Please keep all hardware parts out of the reach of children.


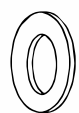





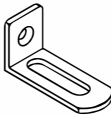




**STEP 1**



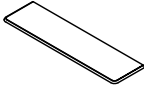


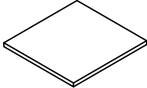
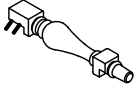

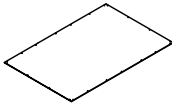






**STEP 2**



Thank you for purchasing this quality product. Be sure to check all packing material carefully for small parts that may have come loose inside the carton during shipment.

<p>① Bolt</p>  <p>4 PCS</p>	<p>② Flat Washer</p>  <p>12 PCS</p>	<p>③ Lock Washer</p>  <p>12 PCS</p>	<p>④ Allen Key</p>  <p>1PC</p>	<p>⑤ Hex Nut</p>  <p>8 PCS</p>	<p>⑥ Wrench</p>  <p>1PC</p>
<p>⑦ Screw (φ6* φ3* 16)</p>  <p>4 PCS</p>	<p>⑧ L Bracket</p>  <p>4 PCS</p>	<p>⑨ Short Screw (φ9* φ4* 15)</p>  <p>1 PC</p>	<p>⑩ Long Screw (φ9* φ4* 50)</p>  <p>1 PC</p>	<p>⑪ Metal Brace</p>  <p>2 PCS</p>	<p>⑫ Secure Band</p>  <p>1 PC</p>

# Components List

PART NO	FIGURE	DESCRIPTION	QTY
A		Sideboard Top	1pc
B		Drawer	3pcs
C		Door Frame	2pcs
D		Wood Shelf	2pcs
E		Leg	4pcs
F		Bottom Shelf	1pc
G		Back panel	3pcs
H		<b>KNOB</b>	2pcs
I		Handle	3pcs
J		Bolt	5pcs
K		Shelf Clips	8pcs
L		Plastic Glide	4pcs
M		Side Door Hinge	4pcs

