








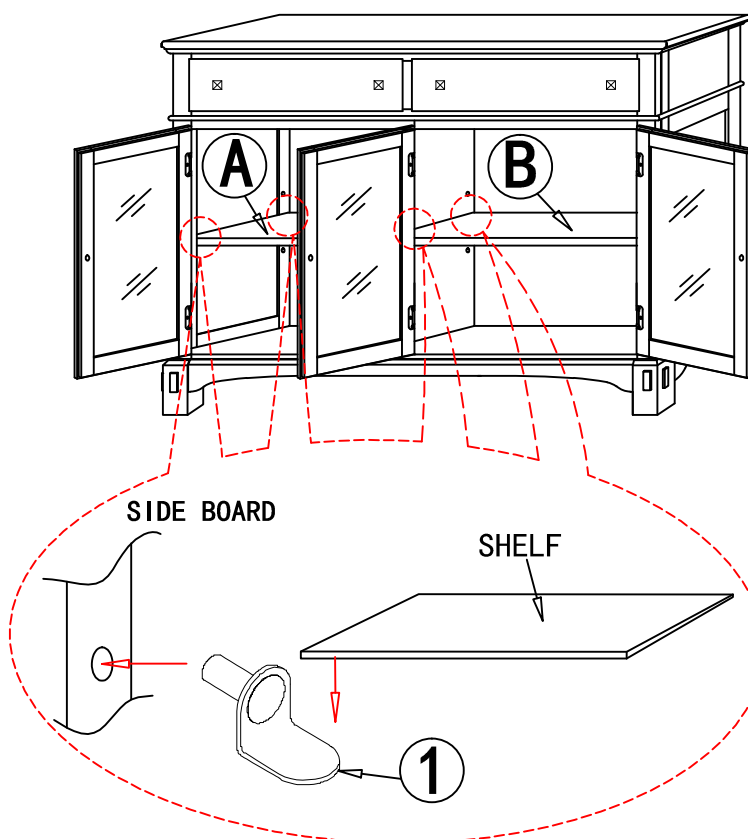


Assembly Instruction

PARTS LIST	NO.	PICTURE	DESCRIPTION	DIMENSION	Qty
	A		SHELF		1
	B		SHELF		1

HARDWARE LIST	NO.	PICTURE	DESCRIPTION	DIMENSION	Qty
	1		SHELF PIN		8
	2		Screw	M8*2"	4
	3		Screw	M8*5/8"	4
	4		Plastic Anchor		4
	5		Restraint Strap	5*7*280mm	2
	6		Concrete Wall anchor for anti tipping (Not Included)		4
	7		Philips Head Screwdriver (Not Included)		



Insert shelf pins on sideboard and put shelves on shelf pins properly

