



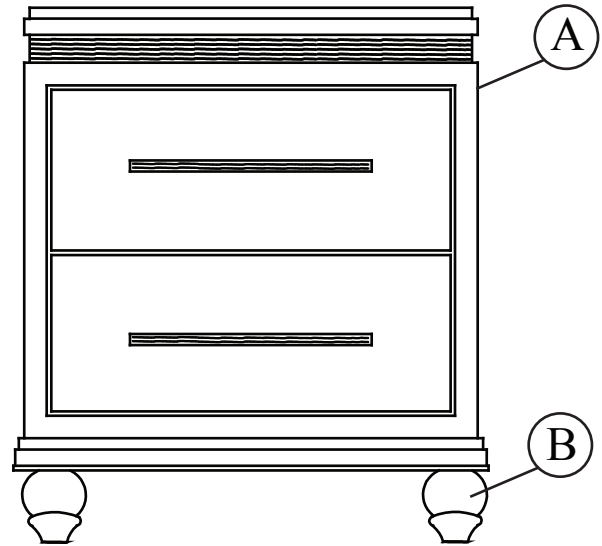
ASSEMBLY INSTRUCTIONS

NIGHT STAND

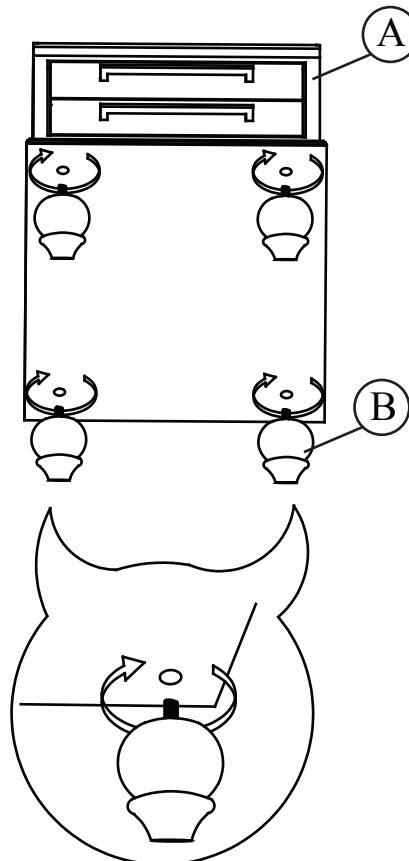
(Box 1)
NIGHT STAND

No.	Description	Drawing	Qty.
A	Night Stand		1 Pc
B	Bun Foot *		4 Pcs

* Bun Foot Packed Inside Night Stand Bottom Drawer



STEP 1:
Attach bun foot (B) to night stand (A).



THE HARDWARE IS LOCATED IN THE PACKING ITEMS