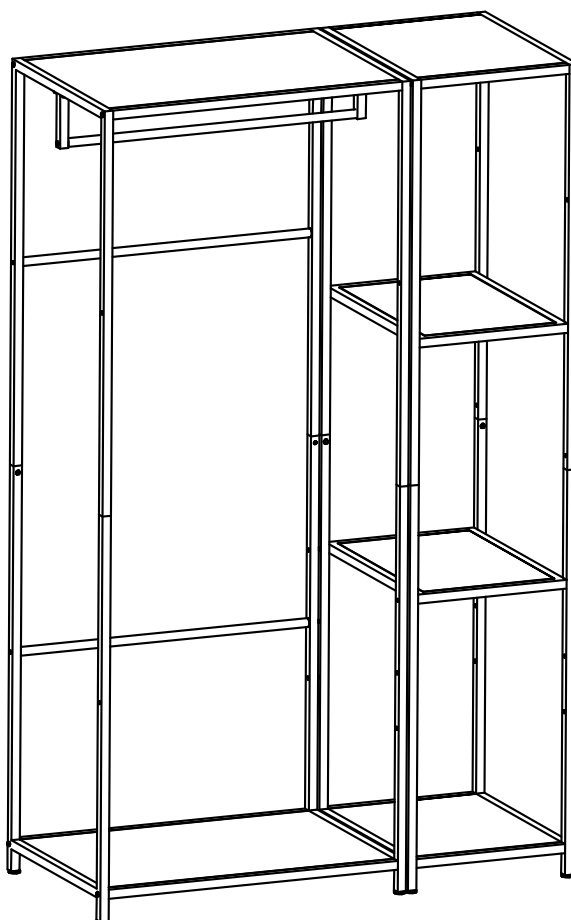


OWNER'S MANUAL

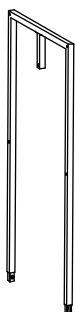


**45" X 20" X 72" BAMBOO CLOSET ORGANIZER -
BRONZE ANTHRACITE**

PARTS LIST

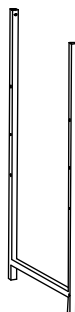
Your 45" x 20" x 72" Bamboo Closet Organizer should include the following parts. Please inspect box contents to ensure you have received all components.

A



**TOP SIDE
FRAME (2)**

B



**BOTTOM SIDE
FRAME (2)**

C



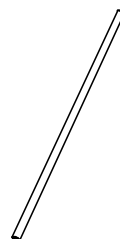
**TOP SIDE
FRAME (2)**

D



**BOTTOM SIDE
FRAME (2)**

E



**HANGING
ROD (3)**

F



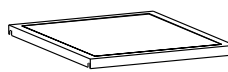
FIXED SHELF (2)

G



FIXED SHELF (2)

H



**ADJUSTABLE SHELF
(2)**

I



SCREW (22)

J



**FRAME
CONNECTING
SCREW (8)**

K



**ADJUSTABLE
SHELF REST (8)**

L




**FEET
LEVELER (8)**

M



HEX KEY (1)

N

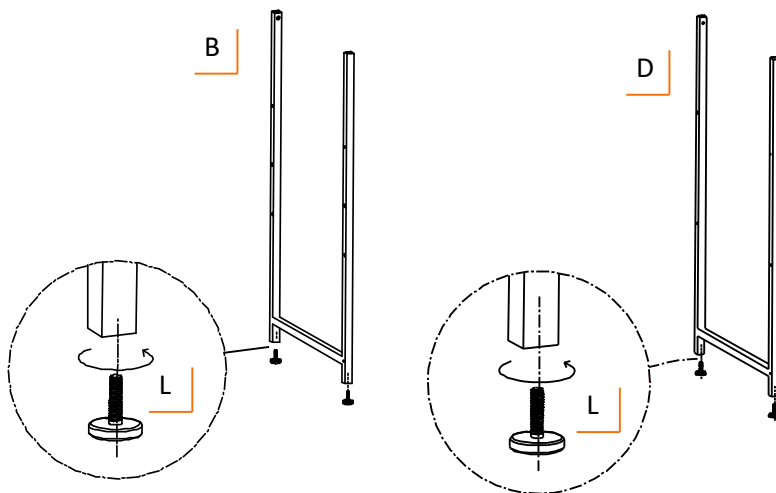
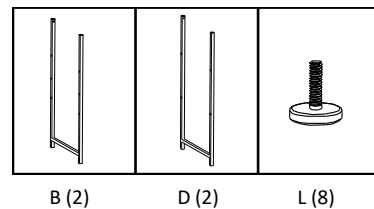


**ANTI-TIPPING
KIT (2)**

ASSEMBLY INSTRUCTIONS

STEP 1

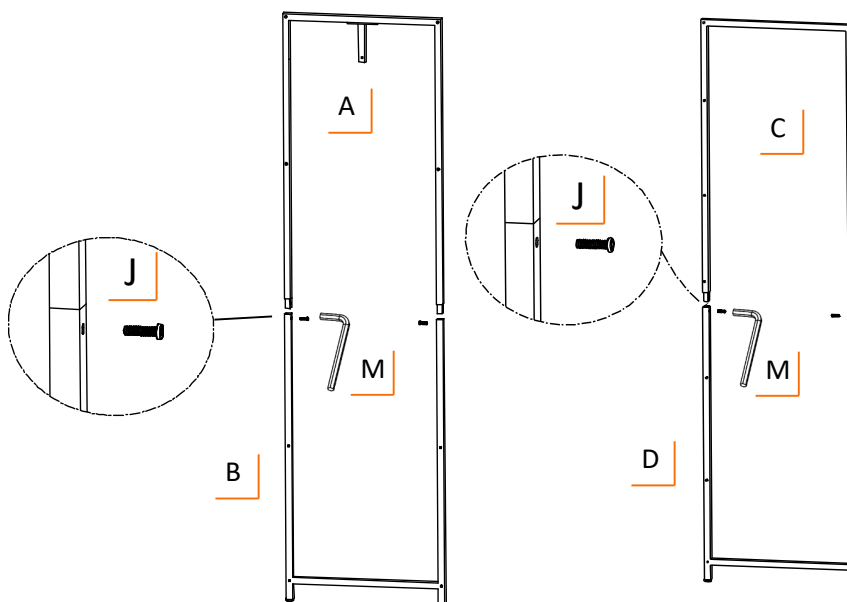
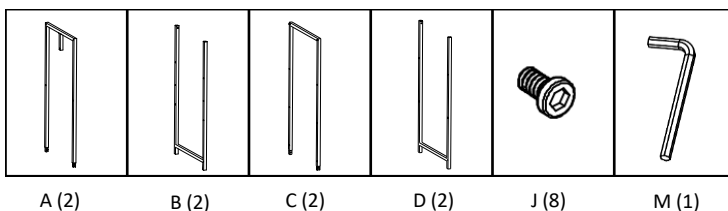
Screw FEET LEVELERS (L) into the bottoms of both BOTTOM SIDE FRAMES (B & D). Turn clockwise to screw in place.



STEP 2

Connect TOP SIDE FRAME (A) with BOTTOM SIDE FRAME (B). Using the included HEX KEY (M), screw 1 FRAME CONNECTING SCREW (J) into each hole where BOTTOM SIDE FRAME (B) is connected with TOP SIDE FRAME (A). Repeat for remaining FRAME CONNECTING SCREWS (J).

Repeat for TOP & BOTTOM SIDE FRAME (C & D).



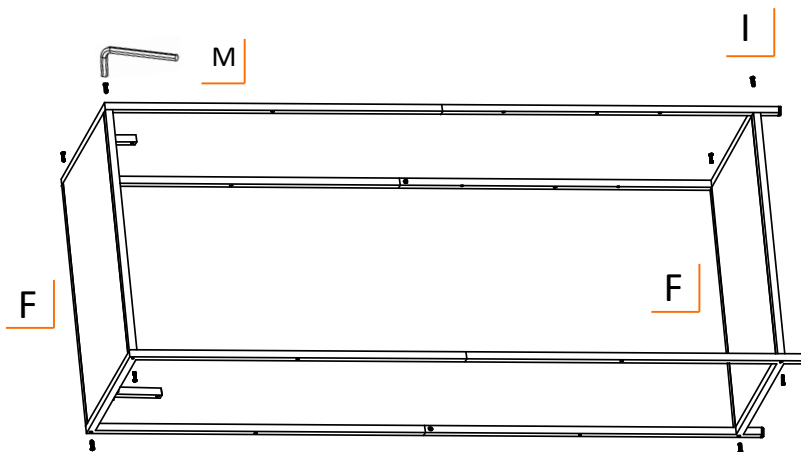
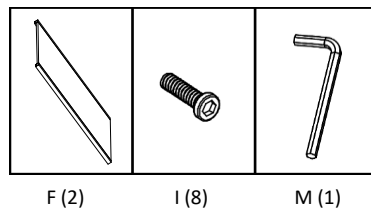
ASSEMBLY INSTRUCTIONS

STEP 3

Lay SIDE FRAMES (A+B, assembled in Step 2) on its side.

Place FIXED SHELVES (F) on their sides and connect them to TOP & BOTTOM SIDE FRAMES (A & B). Tighten SCREWS (I) with HEX KEY (M).

Stand the unit upright.

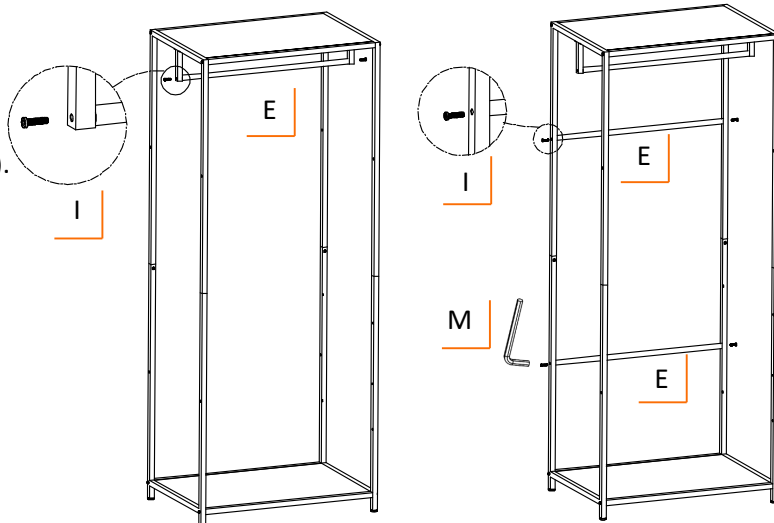
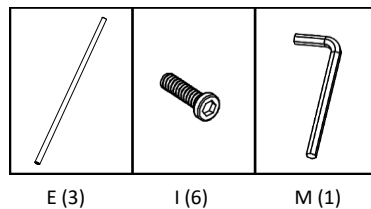


STEP 4

Place 1 HANGING ROD (E) between 2 hanger connectors on TOP SIDE FRAME (A). Tighten SCREWS (I) with HEX KEY (M).

Position 1 HANGING ROD (E) approximately 10" from the top. Tighten SCREWS (I) with HEX KEY (M).

Position 1 HANGING ROD (E) 10" from the bottom. Tighten SCREWS (I) with HEX KEY (M).



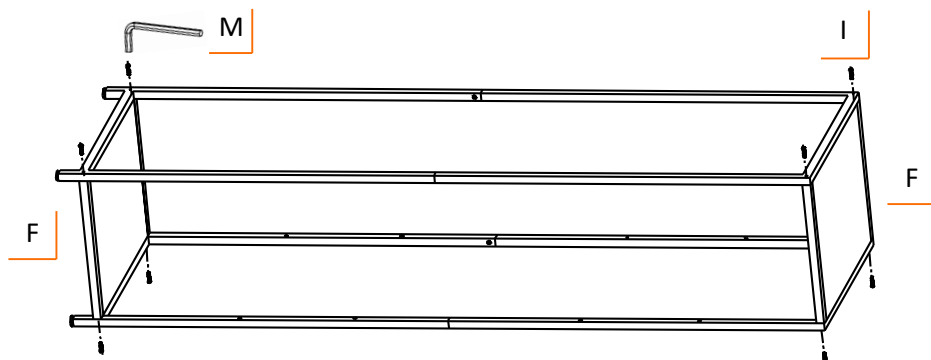
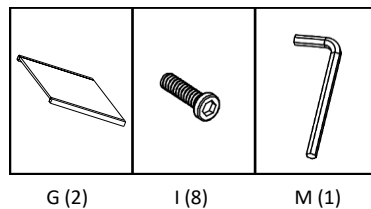
ASSEMBLY INSTRUCTIONS

STEP 5

Lay SIDE FRAMES (C+D, assembled in Step 2) on its side.

Place FIXED SHELVES (G) on their sides and connect them to TOP & BOTTOM SIDE FRAMES (C+D). Tighten SCREWS (I) with HEX KEY (M).

Stand the unit upright.

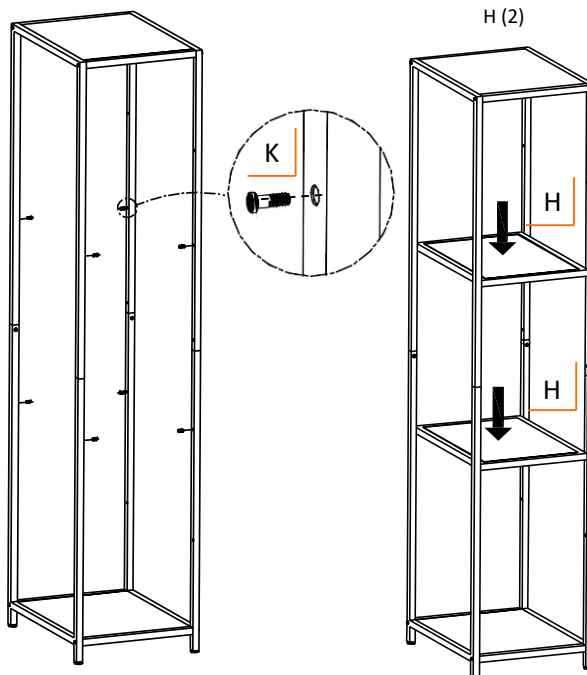
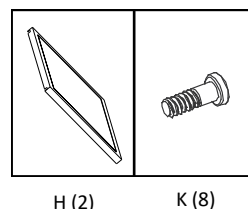


STEP 6

By hand, tighten 4 ADJUSTABLE SHELF RESTS (K) into shelf frame screw holes. Make sure they are on the same level.

Do the same for the remaining ADJUSTABLE SHELF RESTS (K).

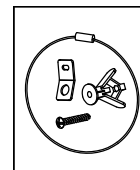
Place 2 ADJUSTABLE SHELVES (H) on each set of ADJUSTABLE SHELF RESTS (K). Make sure the shelf notches are directly on ADJUSTABLE SHELF RESTS (K).



ASSEMBLY INSTRUCTIONS

STEP 7

Place BAMBOO GARMENT RACK (finished product of STEP 4 assembly) and 4-TIER BAMBOO SHELVING part (finished product of STEP 6 assembly) side-by-side.

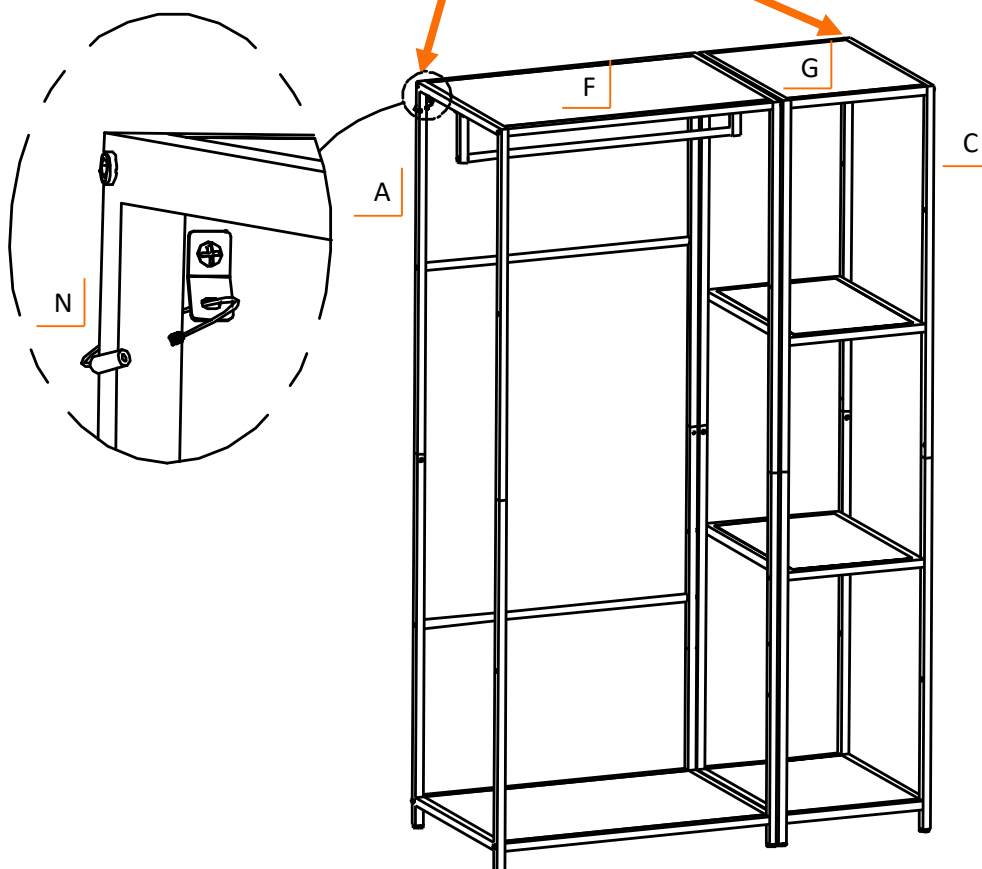
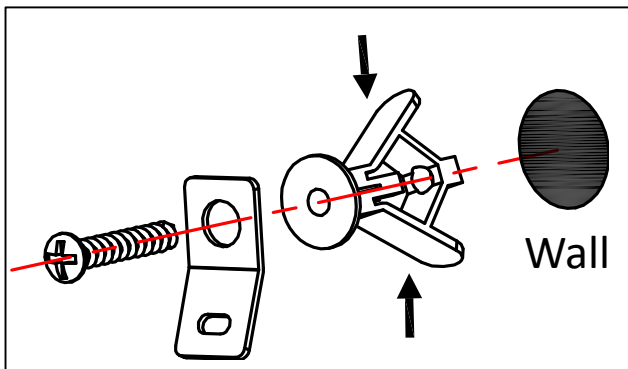


N (2)

To install the ANTI-TIPPING KIT (N), place BAMBOO CLOSET ORGANIZER against the wall. Mount bracket to the wall, next to each outer SIDE FRAME just below the top FIXED SHELF (F & G).

First, fully secure ANTI-TIPPING KIT (N) to the wall.

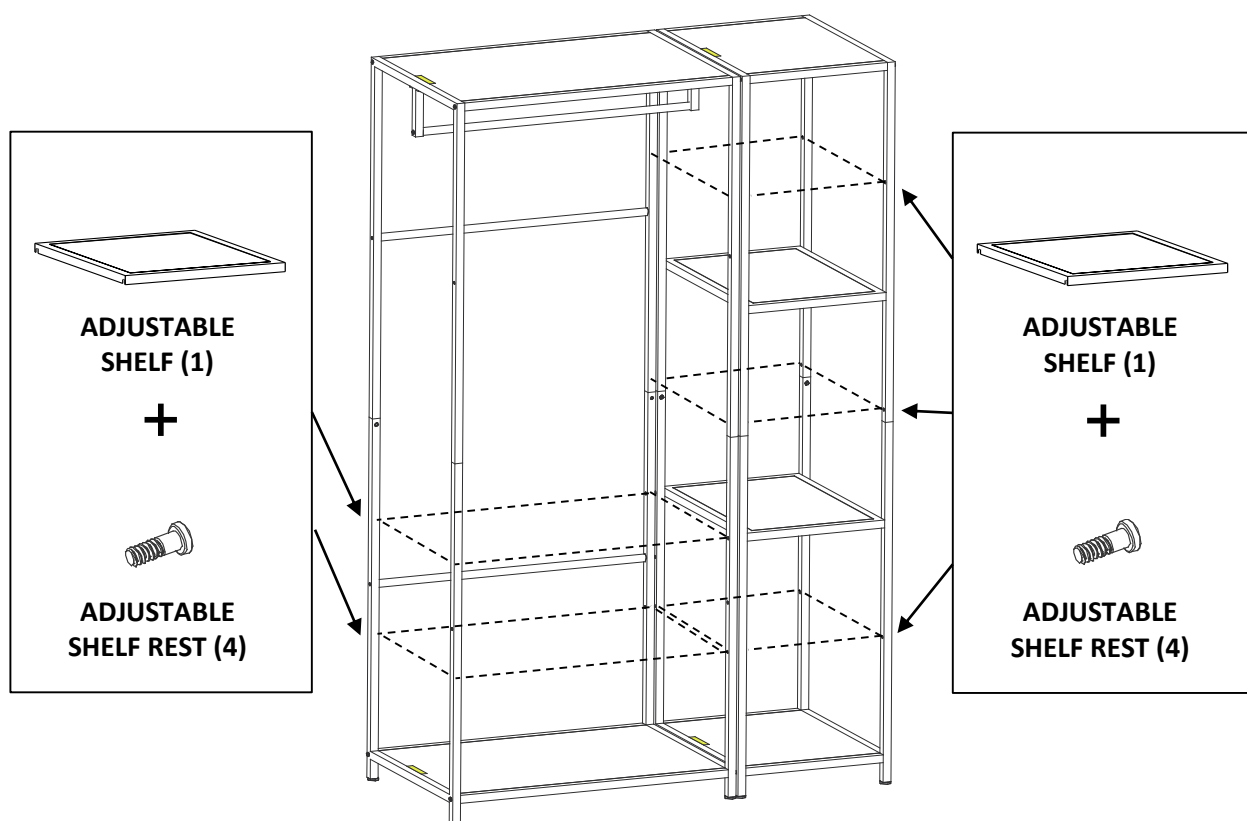
Next, close cable loop through TOP SIDE FRAME (A & C) as shown.



PRODUCT EXTRA SHELF OPTIONS

There are extra screw holes in this product for more ADJUSTABLE SHELVES. You will need 1 ADJUSTABLE SHELF and 4 ADJUSTABLE SHELF RESTS to add one extra shelf to the product.

Extra ADJUSTABLE SHELVES and ADJUSTABLE SHELF RESTS are available for purchasing.

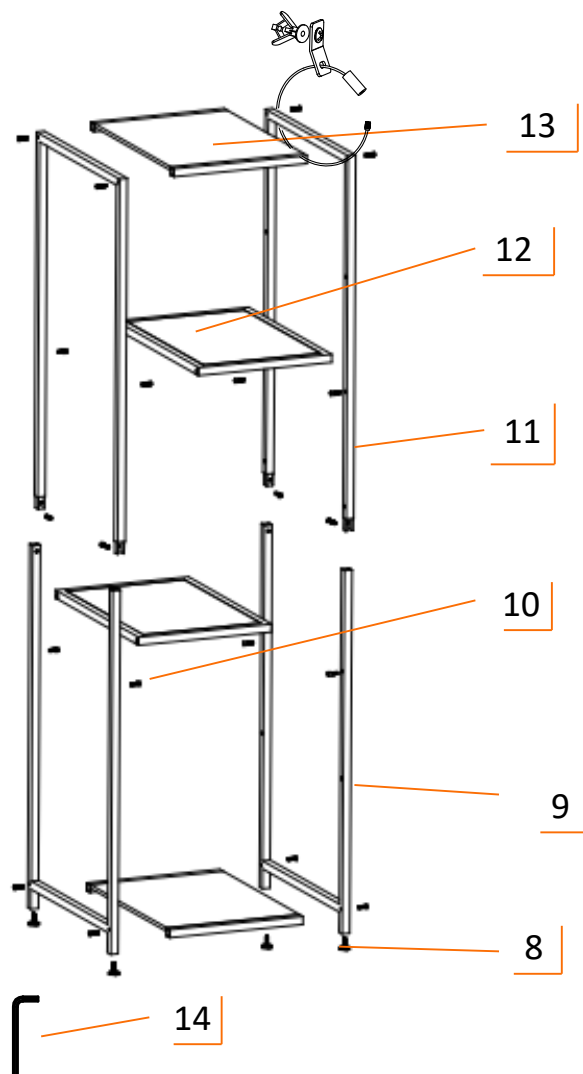
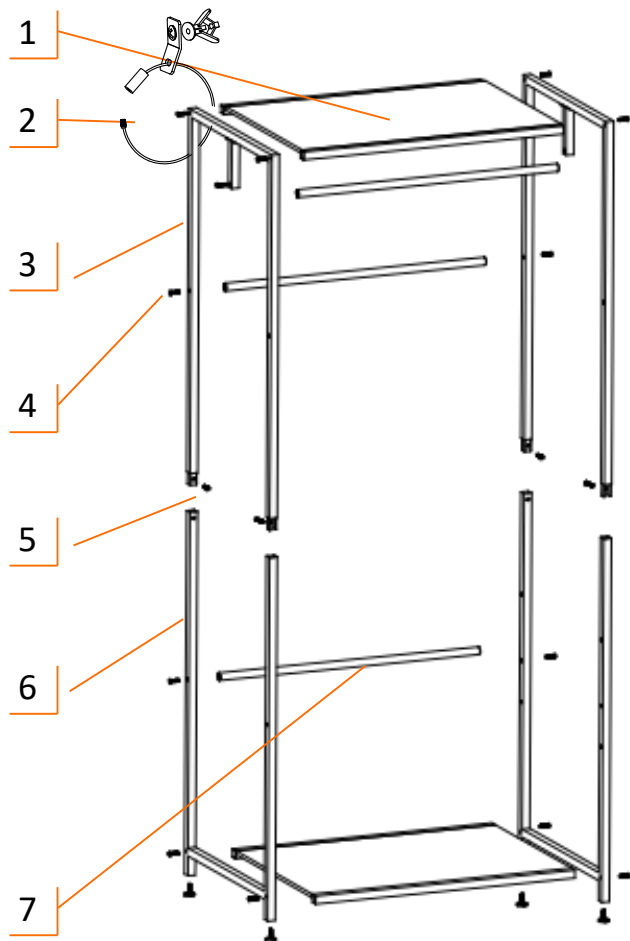


SERVICE PARTS LIST

Customer Service provides the following replacement parts:

- | | Description |
|----|------------------------|
| 1) | Fixed Shelf |
| 2) | Anti-tipping kit |
| 3) | Top Side Frame |
| 4) | Screw |
| 5) | Frame Connecting Screw |
| 6) | Bottom Side Frame |
| 7) | Hanging Rod |

- | | Description |
|-----|-----------------------|
| 8) | Feet leveler |
| 9) | Bottom Side Frame |
| 10) | Adjustable Shelf Rest |
| 11) | Top Side Frame |
| 12) | Adjustable Shelf |
| 13) | Fixed Shelf |
| 14) | Hex Key |



WARNINGS

1. **Read and understand all instructions.** Failure to follow all instructions may result in injury and/or damage.
2. **Use the provided anti-tipping kits to secure the product to the wall to prevent the product from tipping over.**
3. **The warnings, cautions, and instructions discussed in this manual cannot cover all possible conditions or situations that may occur.** The user must always be aware of their environment and ensure that they use the product in a safe and responsible manner.
4. **Do NOT modify the product in any way.** Unauthorized modification may impair the function and/or safety of the product, and may affect the life of the product.
5. **Check for damaged parts.** Before using this product, carefully check that all parts are in good condition, and that the product will operate properly and perform its intended function. Check for damaged parts and any other conditions that may affect the operation of this product. Replace damaged or worn parts, and never use this product with a damaged part.
6. **Do NOT overload the product.**

Weight capacity of Hanging Rod (evenly distributed)	50 lb
Weight capacity per Bigger Shelf (evenly distributed)	75 lb
Weight capacity per Smaller Shelf (evenly distributed)	50 lb

7. **Do NOT allow children to climb or play around the product.**

CARE AND MAINTENANCE

- Bamboo can be maintained with mineral oil for best results.
- Avoid harsh, abrasive cleaners, and other corrosive chemicals.
- The product is designed for indoor use. Wipe dry and keep out of direct sunlight.

PRODUCT REGISTRATION

Thank you for purchasing a 45" x 20" x 72" Bamboo Closet Organizer.

First Name: _____ Last Name: _____

Address: _____

City: _____ State: _____ Zip Code: _____

Email Address: _____ Phone: _____

Product Model #: _____ Purchase Date: ____ / ____ / ____

Location of Purchase: _____

Please rate the importance of each feature (1=least important; 10=most important)

Quality ____ Price ____ Size/Capacity ____ Appearance ____ Other ____

How did you hear about our product?

- ☐ Magazine Ad ☐ Catalog ☐ Salesperson ☐ Word of Mouth
☐ Internet ☐ Store Display ☐ Other

Marital Status: ☐ Single ☐ Married

Household Income: ☐ Below \$50,000 ☐ \$50,000-\$150,000 ☐ \$150,000+

Education: ☐ High School ☐ College ☐ Graduate School

Primary Residence: ☐ Own ☐ Rent

Comments/Suggestions:



LIMITED WARRANTY

45" x 20" x 72" Bamboo Closet Organizer

LIMITATION OF REMEDIES AND LIABILITY

CONTACT US

**QUESTIONS? NEED PARTS?
WE ARE HERE TO HELP!**

Please feel free to contact us. There are no questions too small, or any problems too big. We're committed to providing our customers with the highest level of service.