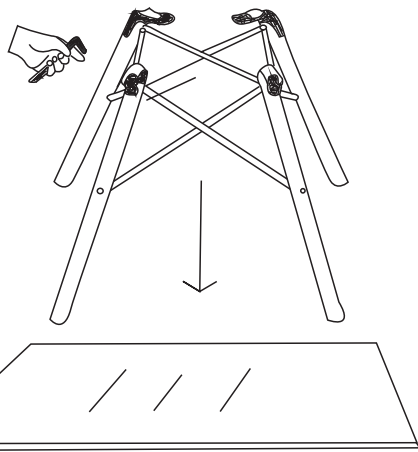
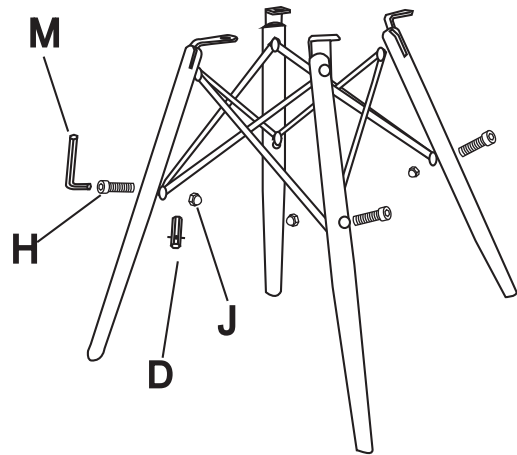
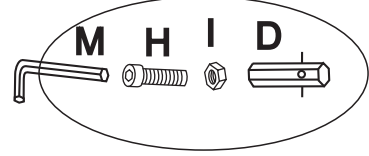
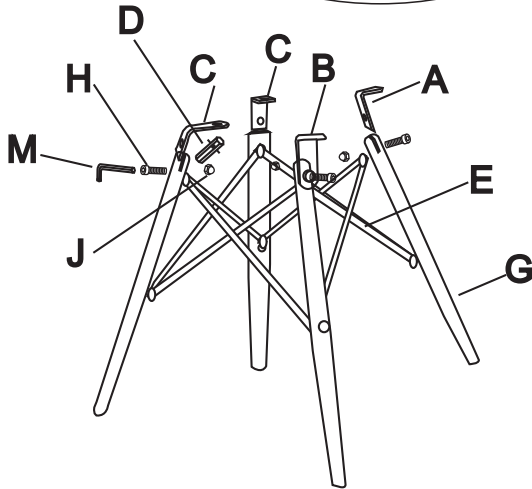
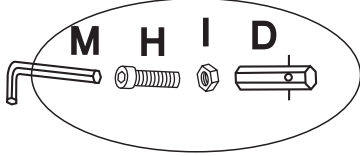


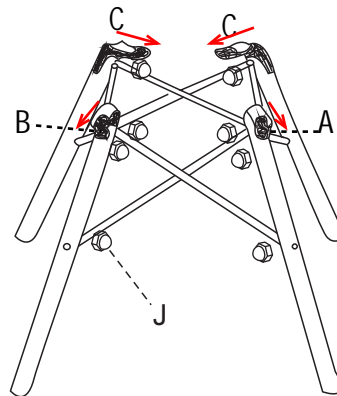
Attention : Please do not tighten the screws until all the screws are well in position !

M and D are two tools to help you easily screw the screws.

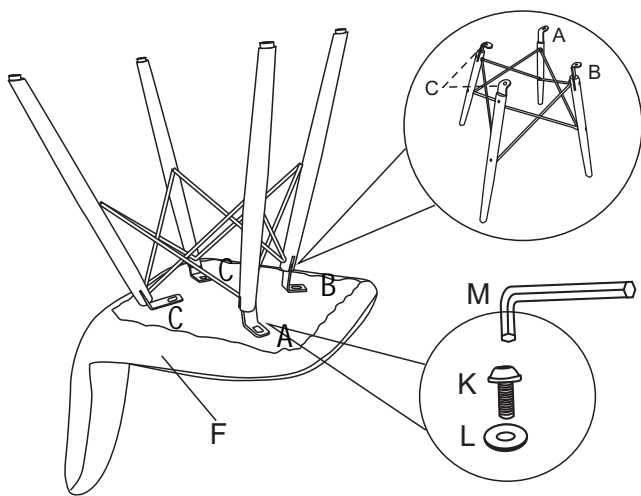
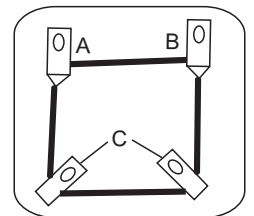
M and D are two tools to help you easily screw the screws.



J is a security cover, please use J to cover I after all the screws are tightened.



Correctly distinguish #A, #B and #C. And pay attention to their installation direction.



A	1PC	D	1PC	G	4PCS	J	8PCS	M	1PC
B	1PC	E	1PC	H	8PCS 6*35mm	K	4PCS 6*13mm		
C	2PCS	F	1PC	I	8PCS	L	4PCS		

If you have any installation issues, please contact us and we will provide factory installation videos for your reference