



SPEC SHEET

KoolMore 30 in. Commercial Auto-Defrost Reach-In Freezer, 21 cu. ft. in White.

SKU: KM-RIF-1D17C-WH

FEATURES

- **Enhanced Mobility:** Designed with 2 adjustable feet and 2 back casters, allowing for easy movement and flexible positioning within your kitchen space.
- **Secure Key Lock:** Features a reliable key lock mechanism to prevent unauthorized access and protect valuable inventory, ensuring peace of mind.
- **Heavy-Duty Shelf Capacity:** Each shelf supports up to 66 lbs of weight, providing ample space for bulk storage of ingredients or packaged goods.
- **Precise Temperature Control:** Offers a wide temperature range of 0 to -7 degrees Fahrenheit, ensuring optimal conditions for different types of frozen foods.
- **Efficient Auto Defrost Feature:** Maintains stable temperatures and reduces the need for manual defrosting, ensuring minimal disruption to your kitchen operations.
- **Digital Temperature Control:** Allows precise adjustment and monitoring of internal temperatures for optimal food preservation.
- **User-Friendly Controls:** Intuitive controls for effortless operation, allowing staff to adjust settings and maintain optimal freezing conditions quickly.



CLOSE UP IMAGES



TECHNICAL SPECS

Dimensions

Depth	30.51
Width	30
Height	74.09
Interior Depth	25
Interior Width	21.85
Interior Height	67.2
Counter Depth	27.83
Shelf Width	20.25 In.
Shelf Depth	25.75 In.
Depth Including Handles	30
Depth Excluding Handles	27.83
Depth Less Door	25.79
Depth With Door Open 90 Degrees	56.7
Height To Top Of Door Hinge In	72.05 In.
Power Cord Length	5.9 Ft.
Minimum Back Air Clearance In	1 In.
Minimum Side Air Clearance In	1 In.

Capacity

Weight Lbs	194
Gross Cubic Feet	21.24
Net Cubic Feet	20

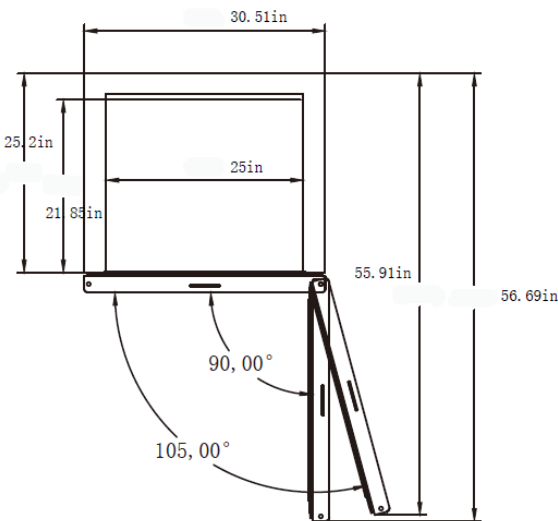
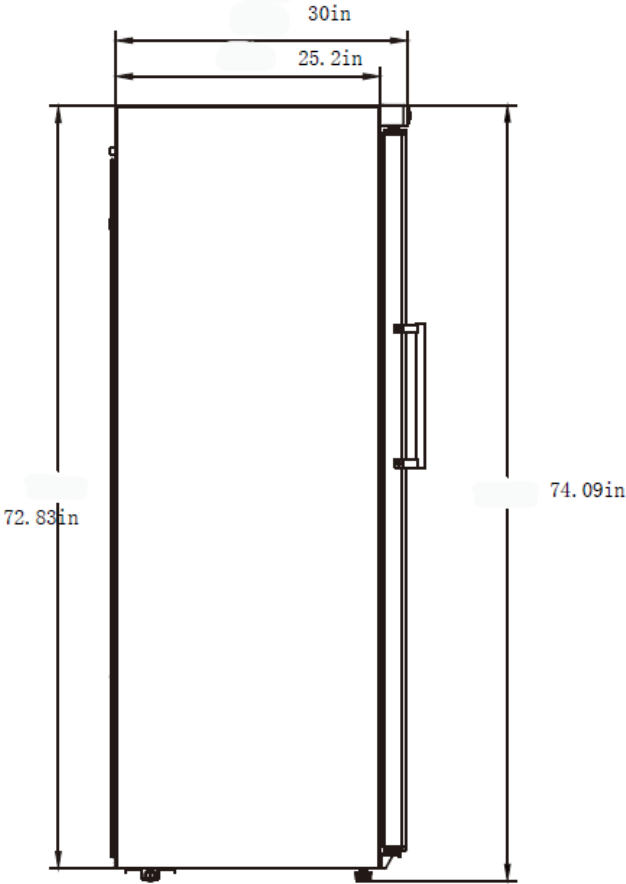
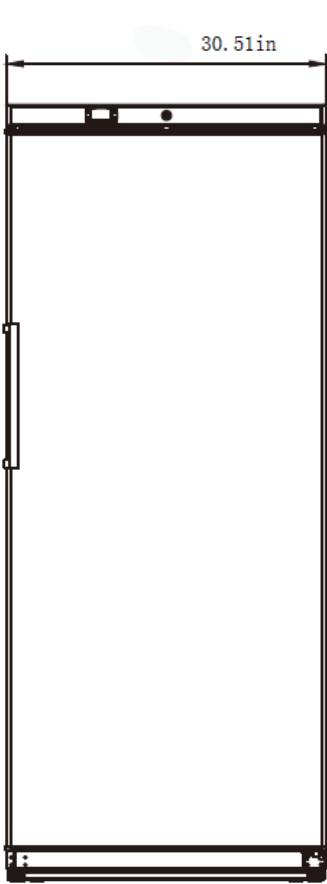
Features & Material

Door Style	Swing
Number Of Doors	1
Number Of Shelves	4
Defrost Type	Auto Defrost
Refrigerant Type	R290
Temperature Control Type	Digital Control
Temperature Range	-7--0F
Ambient Temperature Range	41-100.5
Casters	2
Interior Material	HIPS
Exterior Material	PCM
Shelf Material Type	Metal Wire
Color Door Handles	stainless steel
Color Finish	white
Interior Color	White
Compressor Location	Bottom
Digital Temperature Control	Dixell
Door Material	Insulated Foamed door
Hinge Location	Right
Cooling Unit Type	Fan
Individual Shelf Capacity	66 lbs.
Safety Lock	Yes
Shelves Adjustable	Yes

Electric Data & Certifications

Hertz	60
Phase	1
Wattage	168.0W
Voltage	115
Amps	6.1
Plug Type	NEMA 5-15P
Certifications	ETL Listed for Safety and Sanitation

Plan View



CERTIFICATIONS





706 Eastern Parkway STE 1G, Brooklyn NY 11213
 718-576-6342
 info@koolmore.com