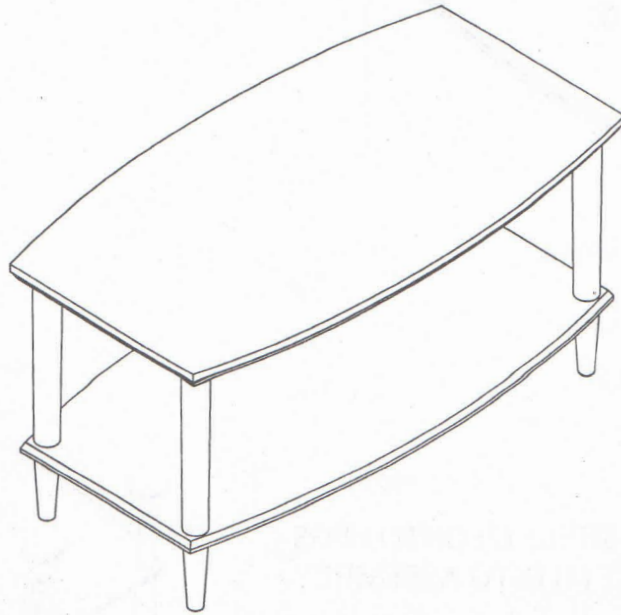







Coffee Table



HARDWARE LIST

CODE	NAME	FIGURE	Q'TY
A	COLOR STICK		1PC

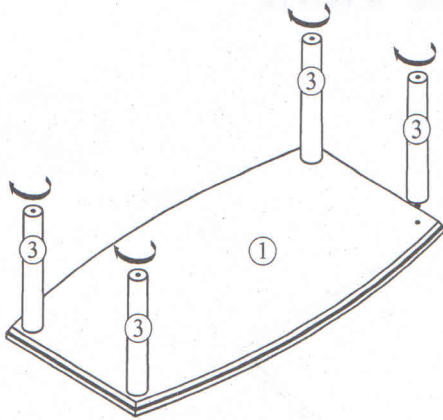
PARTS LIST

CODE	NAME	FIGURE	Q'TY
①	TOP PANEL		1PC
②	BOTTOM SHELF		1PC
③	LEGS		4PCS
④	FEET		4PCS



Please do not return to the store

***** PLACE TABLE TOP (1) ON CARPET OR OTHER SOFT SURFACE BEFORE ASSEMBLY.**



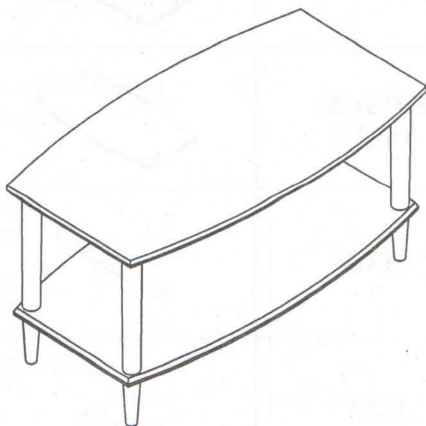
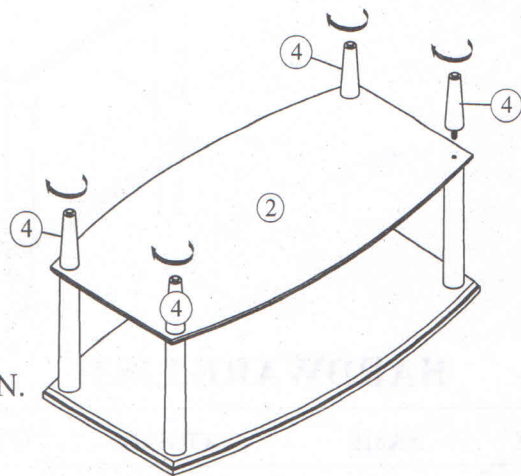
STEP 1

SCREW LEGS (3) INTO TABLE TOP (1) .

STEP 2

PLACE BOTTOM SHELF (2) ONTO LEGS AND SCREW FEET (4) INTO ASSEMBLY.

*USE CAUTION, AND DO NOT OVERTIGHTEN.



STEP 3

ENJOY YOUR NEW CAMBRIDGE COFFEE TABLE!

*****SAVE COLOR STICK FOR FUTURE TOUCH-UPS!**

