
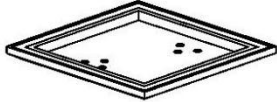
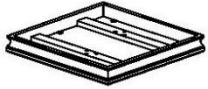



# Assembly Instruction







**ASSEMBLY TIME PER UNIT: 20 MINUTES**

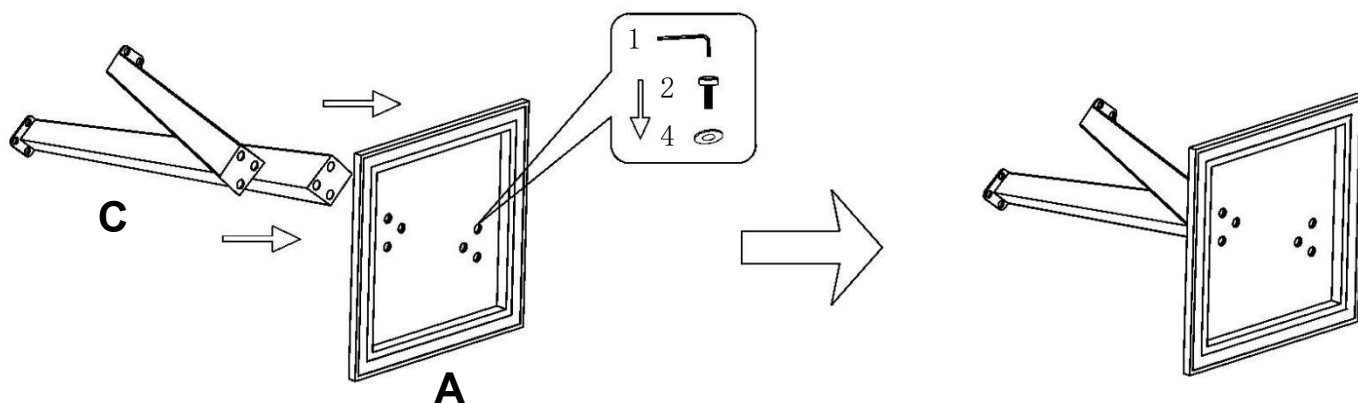
## PARTS IDENTIFICATION

<b>A</b>	<b>BASE</b>		<b>1PC</b>	<b>B</b>	<b>TOP</b>		<b>1PC</b>
<b>C</b>	<b>LEGS</b>		<b>2PCS</b>				

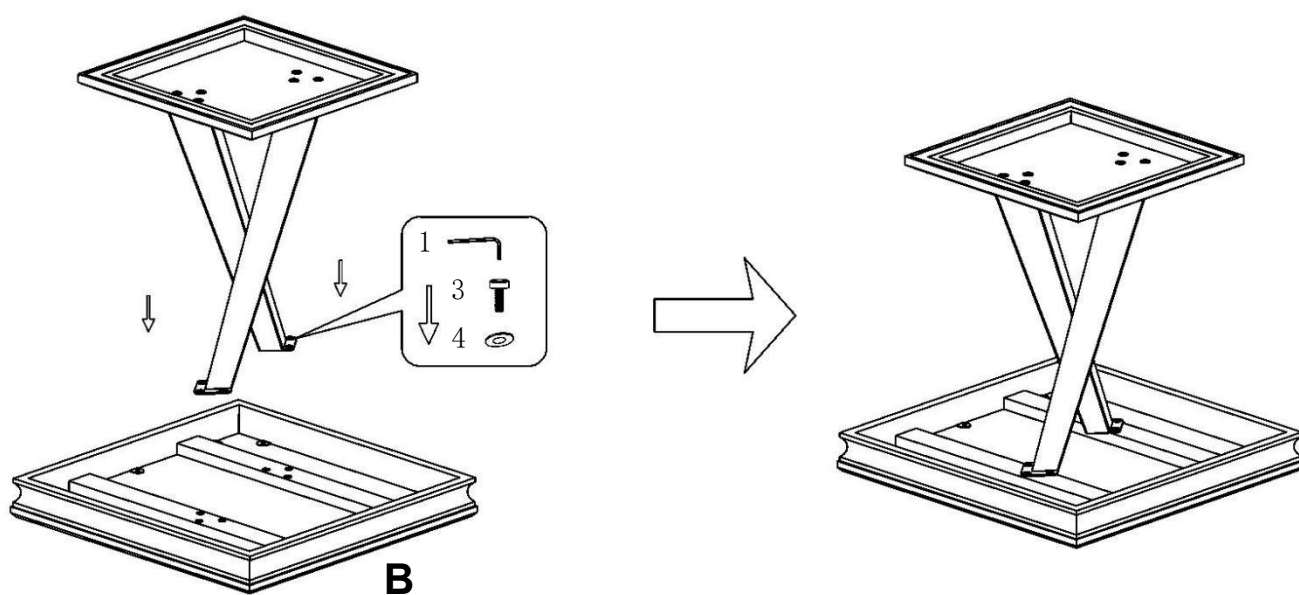
## HARDWARE LIST

NO.	SIZE	DIAGRAM	QTY	NO.	SIZE	DIAGRAM	QTY
1	Allen wrench		1	3	Bolts M8x16		6
2	Bolts M8x35		6	4	Flat washer		12

STEP1 tighten all the screws to 50%.



STEP2 tighten all the screws to 50%.

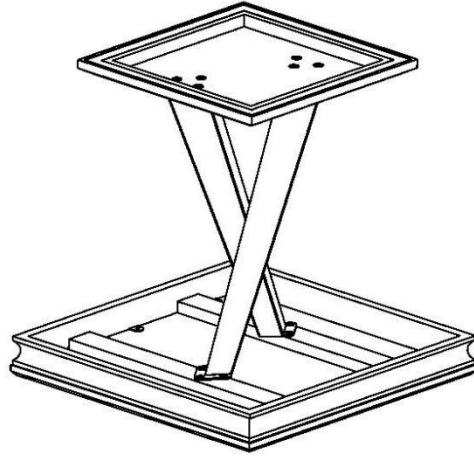


Notice: Please be sure to follow the assembly instruction.

## Side Table

STEP3

After fixed all screws then 100% tighten.



COMPLETED

